



Submission to the Electoral Matters Committee

Inquiry into the Conduct of the
2018 Victorian State election

Errata Note

This submission was originally submitted to the Electoral Matters Committee on 30 August 2019. The following updates have been made since its submission.

Release	Page	Corrections
October 2019	1	18-29 year olds updated to 25-29 year olds.
	15	Voter turnout figure for 18-24 year olds updated.
	72	Figure 27: Voter turnout by age, 2018 Victorian State election was replaced. Adjustments to the commentary under the heading Young People, to reflect the updated Figure 27.

The VEC pays respect to Victoria's traditional owners and their elders past and present who have been custodians of this country for many thousands of years. Their living culture and their role in the life of Victoria is acknowledged by the VEC.

© **State of Victoria (Victorian Electoral Commission)**

August 2019

This work, Report to Parliament on the 2018 Victorian State election, is licensed under a Creative Commons Attribution 4.0 licence [<http://creativecommons.org/licenses/by/4.0/>]. You are free to share this work under that licence, on the condition that you do not change any content and you credit the State of Victoria (Victorian Electoral Commission) as author and comply with the other licence terms. The licence does not apply to any branding, including Government logos.

Foreword

Victorian electors went to the polls on 24 November 2018 to elect the 59th Victorian Parliament. I am pleased to present this submission to the Electoral Matters Committee Inquiry into the conduct of the 2018 Victorian State election. This submission has been accelerated for the Committee and, although it has been drawn from the 2018 State Election Report to be tabled in Parliament in the coming months, it should be read as a precursor to that report.

The conduct of Parliamentary elections is a core activity of the Victorian Electoral Commission (VEC), requiring disciplined and early planning, careful management of staff and resources, and strict adherence to electoral law. These elements are now in sharper focus given the environment in which a State election is conducted: electors changing their voting behaviour, increasing service expectations, relevant election information at call and the desire for immediate yet accurate results.

To meet these expectations, the VEC plans for two years before the election, publishing a Service Plan that details how the organisation will deliver a successful and legally compliant election.

For 2018, the aim was to have 'Every eligible Victorian voting in an election that is fully compliant with State law, transparent, fair and accurate and delivered to the highest standards with efficiency and enthusiasm'. This was met, with most key performance targets achieved.

While 192,000 more electors voted than in 2014, one key indicator – elector turnout – fell. At 90.16%, this was nearly 3% below that of 2014. This is addressed in the report but it does reflect the wider situation in Australia and may in part be a consequence of the very high enrolment participation existing in Victoria where through direct enrolment action 96.60% of the estimated eligible voting population is enrolled.

The 2018 State election was notable on several counts. At the close of roll, over 4.14 million electors were registered to vote – an increase of over 333,000 electors in a four-year period, in turn increasing the demand for voting services across

the State. Early voting was again popular, with 36.77% of voters choosing to vote early in person in the two weeks before election day. Specifically, 1.37 million electors, including those interstate and overseas, took up the early voting option, with a further 281,770 casting a vote by post, assisted by a new online postal vote application system. This shift in voting behaviour required the VEC to adjust its ballot paper processing and counting so that first preference results on election night were known for most votes.

To achieve this, the VEC established 103 early voting centres, directed processes around "home district" early vote ballot paper counting, centralised the postal vote process including distribution, receipt and counting, and concentrated initially on Lower House ballot papers. This was assisted by legislation allowing the VEC to process early and postal votes several hours in advance of the close of the poll. At election night close, 79% of the Lower House total vote had been counted. This was a remarkable achievement giving great confidence in the early identification of the incoming Government.

For the election there were 23 political parties on the State Register, with three choosing not to contest the election. One party, the Flux Party, had its registration refused just prior to the election on the basis that the party did not have enough confirmed members to satisfy legislation. The Flux Party referred the decision to the Victorian Civil Administration Tribunal (VCAT), which upheld the VEC's earlier determination. I note that 16 parties did not achieve at least 4% of the first preference votes in the electorates they contested and have consequently had their registration reviewed. Three parties voluntarily de-registered rather than complete the review process.

There were 887 candidates this election, just nine less than in 2014. In the 88 Legislative Assembly districts, there were 507 candidates. In seven districts there were three candidates and in the district of Melton there were 12 candidates. There were 380 candidates contesting 40 Legislative Council vacancies. In South-Eastern Metropolitan Region, candidate numbers were the largest at 53. All candidates were active, as expected, yet along with their supporters varied in the

way they approached their assignment. A small number were aggressive in their exchanges with electors and in their dealings with each other. Police were called on several occasions and a limitation on campaigner numbers was imposed by the VEC at one early voting location.

Amendments to governing legislation prior to the election were significant and late in their passage through Parliament. The *Electoral Legislation Amendment Act 2018* received royal assent on 31 July 2018 and while elements of this Act relating to the introduction of a political donation disclosure regime did not come into operation until after the election there were many elements that had an immediate impact. These included the introduction of political party logos onto ballot papers, changes to postal voting provisions, the simplifying of how-to-vote card registration requirements and the removal of personal declaration provisions to vote early. There were also signage and election campaigning restrictions imposed outside voting centres, requiring constant management.

Distinct from previous elections, the VEC appeared in the VCAT for three separate how-to-vote card matters where a party or candidate disagreed with the VEC's decision. One matter was appealed in the Supreme Court. In addition, the VEC responded to an injunction application on its decision not to reprint ballot papers for Yan Yean District after the endorsed Liberal candidate was dis-endorsed by that party after the close of nominations. While these matters were resolved, they were time-consuming, taking the Commissioner and Deputy Commissioner away from the oversight of election operations. This staffing impost will be reviewed.

The VEC expanded its use of digital communications to engage with the electors of Victoria. While television, print media, direct mail and public space advertising made up a large component of the VEC's campaign, for the first time the VEC contacted electors by email or SMS, providing some two million electors with three short alerts reminding them of enrolment, voting options and important dates. This and a very engaging Facebook presence

and active Twitter dialogue ensured all electors had the information needed via their channel of choice to participate in the election. This was supplemented by a public enquiry service.

As always, a focus of procedures was the handling, security and accounting arrangements around ballot papers and other critical documents. Physical security was assisted by the introduction of mobile metal cages for ballot paper storage and the tracking and positive handover of all critical material. As an extension of physical security, attention was given to result integrity oversight and the use of various data sets and analytics to identify possible accounting, counting and reporting mismatches. This was an important function in managing close seats. I note one district, Ripon, with a final margin of 15 votes, was the subject of a petition to the Court of Disputed Returns. This petition was discontinued by the consent of all involved parties on 7 May 2019.

The VEC's preparedness for a disruption event during the election was much improved on previous years. A new Business Continuity Framework, desktop exercise regime and an established alternative operating site increased executive confidence in its ability to provide continuity in voting services and to administer the election. Offsite data replication also figured. These measures were further enhanced by very close liaison with Emergency Management Victoria and Victoria Police.

Information communications technology systems and applications performed very well. Earlier auditing of systems and an extensive maturity review identified potential vulnerabilities in the security and stability of the VEC's network and these were corrected well before the election. The Election Management System (EMS) that supports dispersed operations, along with electronic certified elector lists, the count system and voting centre locator, as examples, operated without flaw. The ongoing investment in redeveloping EMS has been justified. By way of innovation, the VEC provided a Telephone Assisted Voting option as a replacement of vVote for electors declaring a difficulty in voting due to blindness,

low vision, or a motor impairment. While over 1,000 electors used this service, the preferred VEC solution remains an internet voting channel as part of a national internet voting service.

The need to recruit and prepare over 20,000 casual staff and 207 Senior Election Officials (SEOs) received considerable attention. For the SEOs, a combination of face-to-face training, practical exercises and online training provided them the skills to manage districts and regions, with many in their first election performing most creditably. Renewing the SEO pool between election events does however remain a challenge. For election staff, a series of online modules was supplemented with “just in time” training sessions on election day. There were no reports of maladministration by election staff and on survey 93% indicated a desire to work again for the VEC.

Vote counting and results reporting was efficient and timely. As mentioned, on election night all Lower House votes in hand were counted, with 87.96% of the 1,794 election day voting centres reporting their district results by 9.00 pm. Such was the confidence in the conduct of counting that the incoming Ministry was sworn in on 29 November 2018, five days after election day. Similar efficiency was evident in counting Upper House ballots, with all region results calculated on 11 December 2018 following data entry of ballot paper information into the VEC’s computer count application. Below-the-line ballot paper data was entered twice: once for initial entry and the second time as verification of the data entered. Of note, below-the-line ballots cast in this election increased significantly from 2014, with over 300,000 electors voting below the line – an increase from 6.08% to 8.87%.

Arising from this election, assuming elector numbers and their voting conduct remain on trend, operational matters to be looked at include early voting centre numbers and locations, the efficacy of the centralisation model, the expanded use of electronic certified rolls, the possible data entry of ballot paper preferences for the Lower House, and ensuring enough experienced election officials are available to oversee activities in districts and regions where difficulties are being experienced.

While these matters can be actioned by the VEC, others will require a change of legislation and will be included as recommendations in the VEC’s Report to Parliament.

The 2018 State election was very well conducted. VEC staff, contractors and service providers came together most effectively to deliver a best practice election that was compliant, transparent, fair and accurate. I thank them all for their contribution.

The VEC embraces continuous improvement and this submission is critical in positioning the Commission and the State for the next large scale Parliamentary electoral event.

Warwick Gately AM

Electoral Commissioner

Contents

Foreword	3	Nominations	12
Introduction	1	Group registration and group voting tickets	13
Introduction	1	How-to-vote card registration	13
Voting system	1	Provision of electoral rolls to candidates	14
Victorian Electoral Commission	2	Nomination deposits	14
Governing legislation	2	Communication services	15
Legislative and regulatory changes	2	Advertising services	15
Election timeline	3	VoterAlert	16
Timeline for the 2018 state election	4	Online Services	16
Election planning	5	Social media	17
Service plan	5	Public Enquiry Service	18
The VEC's people	5	Election Guide	19
External service providers	5	Easy English Guide	19
Arrangements with other agencies	6	Voters Voice app	19
Election Budget	6	Services to the media	21
Resource management and sustainability	7	Media briefing	21
Enrolment	8	Media handbook	21
The Register of Electors and the Electoral Roll	8	Media centre	21
Record enrolment	8	Media releases	21
Special elector categories	8	Radio and television interviews	21
Close of roll	9	Media enquiries	22
Responding to divergence	9	Media coverage	22
Services to candidates and political parties	10	Education and inclusion program	23
Register of political parties	10	Reducing barriers to participation	23
Register of political party logos	11	Enrolment outreach and supported mobile voting	26
Information for candidates	11	Democracy Live Program	27

Staffing the election	28	Forward plan for the 2022 State election	48
The temporary workforce	28	Complaints management	50
Roles at the election	28	An engaged public	50
Election Management Teams	28	Complaints about election administration	50
Election officials and casuals	28	Complaints about services to voters	51
Secondments	28	Complaints about staffing	52
Supporting the temporary workforce	29	Complaints about candidates and campaign workers	52
Training	29	Complaints about electors	54
Measures to ensure impartiality	30	Inquiries and disputes	55
Staffing challenges	30	Independent and impartial elections	55
Engaging young adults	31	Administrative reviews	55
Occupational Health and Safety	32	Legal disputes	57
Voting	34	Court of Disputed Returns	57
Voting services	34	Evaluation	59
Legislative changes impacting voting centres	34	Election review	59
Voting on election day	35	Service plan	59
Voting before election day	36	Electoral Matters Committee recommendations	59
Counting the votes	40	Voter feedback and evaluation	59
The count begins	40	Staff feedback	65
Vote types	40	Statistical overview of the election	66
Counting on election day	41	Formal voting	66
Counting after Election Day	42	Informal voting	66
Count process summary and transparency	44	Analysis of the election	71
Compulsory voting	45	Participation in the election	71
Enforcement of compulsory voting	45	Voting trends	73
Funding and disclosure	47	Changes in Parliament	74
New funding and disclosure laws	47	Candidates and Parties	74
Public funding streams	48		

Appendices	77		
Appendix 1: Summary of election expenditure – candidates’ deposits and election entitlements	77	Appendix 21: VEC achievements against major performance objectives	135
Appendix 2: Election entitlements/payments – registered political parties	77	Appendix 22: Response to recommendations from the Electoral Matters Committee	138
Appendix 3: Election entitlements/payments – independent candidates	78	Appendix 23: Response to 2014 State election VEC recommendations	144
Appendix 4: Candidate nomination deposits refunded	80	Appendix 24: Electoral pendulums	146
Appendix 5: New political party registration applications, December 2014 – November 2018	81	Appendix 25: Party candidates contesting State elections	150
Appendix 6: Political party registration logo applications, August – November 2018	82		
Appendix 7: Advertisements, Voters Voice app, social media	83		
Appendix 8: Early voting centres	91		
Appendix 9: Interstate early voting centres	94		
Appendix 10: Overseas early voting centres	95		
Appendix 11: Supported mobile voting locations	96		
Appendix 12: Election staffing organisation chart	97		
Appendix 13: Election Managers	98		
Appendix 14: Number of electors on roll by district	100		
Appendix 15: Australian Election Statistics 2004 – 2019	103		
Appendix 16: Informality rates by district	104		
Appendix 17: Apparently intentional informal voting	106		
Appendix 18: List of candidates by district	109		
Appendix 19: List of candidates by region	121		
Appendix 20: District margins	132		

Introduction

A number of significant legislative changes preceded the 2018 Victorian State election, including the introduction of new funding and political donation disclosure laws and limits on electoral signs within 100 metres of the designated entrance of a voting centre. Other changes included allowing any elector to vote in the two weeks prior to election day without needing to make a declaration that they are unable to vote on election day, and the ability for counting teams to extract and sort postal and early votes prior to 6.00 pm on election day. These changes are discussed in more detail later in this section.

While more Victorians voted in 2018 than at any previous State election, voter turnout was the lowest since the 1945 State election. Part of this is the result of the Victorian Electoral Commission's success in enrolling electors, with an estimated 96.60% of all eligible Victorians now on the roll, and the surge in enrolments ahead of the 2017 Australian Marriage Law Postal Survey. Another factor appears to be a marked decrease in participation among 25-29 year olds. For more detail, see Section 16: Analysis of the election.

Voting system

Voting is compulsory at Victorian State elections. The Victorian Parliament is made up of two Houses — the Legislative Assembly (Lower House) and the Legislative Council (Upper House). A party or coalition with the majority support in the Legislative Assembly forms the Government.

Members of the Legislative Assembly are elected from 88 single-member electoral districts. The voting system for the Legislative Assembly is full preferential voting. Voters must number all the squares on the ballot paper in order of their choice. To be elected a candidate must gain

more than 50% of all formal votes. If none of the candidates receive over 50% of the first-preference votes, voters' preferences are distributed until one candidate gains an absolute majority.

Members of the Legislative Council are elected from eight electoral regions, each with approximately 500,000 electors. Each region returns five elected members. The counting system in the Legislative Council is proportional representation. Electors can either:

- vote 1 'above-the-line' for their preferred party or group of candidates (the voter's preferences will follow the group voting tickets lodged by the party or group); or
- vote 'below-the-line' for individual candidates. Voters have to number at least 1 to 5 for their vote to count, and can continue numbering other squares if they wish. This is known as optional preferential voting.

Under the proportional representation system, a candidate must gain a 'quota' (one sixth plus one) of the formal votes to be elected. First, candidates who have gained more than a quota of first-preference votes are elected. Then, elected candidates' surplus votes (the number of votes more than the quota) are transferred to other candidates according to the preferences on the ballot papers. Any candidate who reaches a quota through these transfers is elected. If there are still vacancies to fill once the surplus votes have been transferred, the candidate with the fewest votes is excluded and that candidate's votes are distributed to the remaining candidates according to the preferences on the ballot papers. This process continues until five positions have been filled.

Victorian Electoral Commission

The Victorian Electoral Commission (VEC) is responsible for the conduct of fair, efficient and impartial elections in accordance with the law. The Electoral Commissioner is appointed by the Governor-in-Council for a ten-year term. Under the *Electoral Act 2002* (the Act), the Electoral Commissioner is independent of the government of the day and reports directly to Parliament. The responsibilities of the VEC are to:

- conduct parliamentary elections, by-elections, and referendums
- conduct local government elections, by-elections and countbacks
- conduct electoral representation reviews and subdivision reviews for councils
- conduct certain statutory elections
- consider and report to the Minister responsible on issues affecting the conduct of parliamentary elections, including administrative issues requiring legislative remedy
- ensure the enrolment of eligible electors
- prepare electoral rolls for parliamentary elections, voters' rolls for local government elections, jury lists, and the provision of enrolment information to members of Parliament and registered political parties
- contribute to public understanding and awareness of elections and electoral matters through information and education programs
- provide administrative and technical support to the Electoral Boundaries Commission during the review and drawing of state electoral boundaries
- report to Parliament on the VEC's activities.

Governing legislation

The VEC's functions and operations are governed by six main pieces of legislation:

- The *Electoral Act 2002* – establishes the VEC as an independent statutory authority, sets out the functions and powers of the VEC and prescribes processes for State elections
- The *Constitution Act 1975* – sets out who is entitled to enrol as an elector, who is entitled to be elected to Parliament, and the size and term of Parliament
- The *Financial Management Act 1994* – governs the way the VEC manages finances and financial reporting
- The *Electoral Boundaries Commission Act 1982* – governs the determination of State electoral boundaries. The Electoral Commissioner is nominated as a member of the Electoral Boundaries Commission
- The *Local Government Act 1989* – provides for the conduct of local government elections and electoral representation reviews
- The *Infringements Act 2006* – provides for stages 2 and 3 of compulsory voting enforcement.

The VEC also has a mandated role to conduct electoral research, provide communication and education services, and to inform and engage Victorians in the democratic process.

Legislative and regulatory changes

Changes affecting the conduct of the 2018 Victorian State election came into effect on 1 August 2018. The main changes included:

- introducing a funding and political donation disclosure regime to Victoria

- time restrictions on when a political party can submit an application for registration (see Section 3: Services to Candidates and Political Parties)
- allowing eligible political parties to submit a logo to be printed on ballot papers next to the name of the party or group
- the ability for an elector to make an online application for a postal vote
- increasing the canvassing 'no go' zone outside voting centres from three metres to six metres
- changes prohibiting violence or intimidation within 100 metres of the designated entrance to a voting centre during voting hours
- restrictions to the size and number of notices or signs to be displayed within 100 metres of the designated entrance to a voting centre during voting hours.

The Electoral Amendment Regulations 2018 contained the following main objectives:

- to modify the prescribed forms for enrolment and provisional enrolment
- to modify the prescribed forms for a postal vote application and postal voter declaration
- to prescribe requirements for the sorting and reconciliation of ballot papers from early voting centres and postal votes before the close of voting
- to provide for electronic assisted voting for electors who otherwise cannot vote without assistance because of blindness, low vision, or a motor impairment
- to provide for matters in relation to the disclosure and reporting of political donations (see Section 11: Funding and Disclosure).

Election timeline

The Victorian State election timeline is set in legislation. The *Constitution Act 1975* prescribes that, barring exceptional circumstances, the Victorian State election is to be held every four years on the last Saturday in November. The writs for the 2018 Victorian State election were issued at 6.00 pm on Tuesday 30 October 2018 (25 days before election day). The writs set out the timeline for the election. One writ is issued for the election of the Legislative Assembly and one for the election of the Legislative Council. The writs for a State election must be returned no later than 21 days after election day. Given this timeframe, it is essential that planning and preparation commences well in advance of the election. The lead-time for the management of the 2018 State election was two years, with all major projects in place or in progress by the issue of the writs.

Timeline for the 2018 state election

Activity	Date
<p>Expiry of the Legislative Assembly</p> <p>Parliament is dissolved 25 days before the last Saturday in November.</p>	Tuesday 30 October
<p>Issue of writs</p> <p>The issue of the writs commences the election process. The writs command the VEC to hold an election and contain the dates for the close of rolls, the close of nominations, election day and the return of the writs. One writ was issued for the election of all the members of the Legislative Assembly (Lower House) and one writ for the election of all members of the Legislative Council (Upper House).</p>	Tuesday 30 October
<p>Close of rolls</p> <p>Electors have until 8.00 pm – seven days after the writs are issued – to enrol or to update their enrolment.</p>	Tuesday 6 November
<p>Close of nominations</p> <p>The deadline for receipt of candidate nominations is midday on the date specified on the writ. The close of nomination date differs for registered political parties and independent candidates.</p>	Thursday 8 November for a registered political party and Friday 9 November for independent candidates
<p>Final day for submission of how-to-vote cards for registration by the VEC (12 midday)</p>	Friday 16 November
<p>Final day for electors to apply for a postal vote (6.00 pm)</p>	Wednesday 21 November
<p>Close of early voting (6.00 pm)</p>	Friday 23 November
<p>Election Day</p> <p>Election Day is the day nominated for the election to be held.</p>	Saturday 24 November
<p>Last day that votes can be admitted (6.00 pm)</p>	Friday 30 November
<p>Return of writs</p> <p>After the results are declared for all Legislative Assembly and Legislative Council seats, the Electoral Commissioner returns the writs, endorsed with the names of the successful candidates, to the Governor. Writs must be returned within 21 days of the election.</p>	On or before Saturday 15 December (writs returned Friday 14 December 2018)

Election planning

Delivering an event the size of a State election requires extensive planning and coordination that begins two years before election day.

Service plan

The VEC develops a service plan prior to each major electoral event. The *2018 Service Plan* detailed the delivery of every aspect of the election and is available on the VEC website. The VEC set the intent that “every eligible Victorian will vote at an election that is fully compliant with State law, transparent, fair and accurate and delivered with efficiency, enthusiasm and to the highest standards”. In meeting this intent, eight major operational objectives were identified:

- complete all election preparation projects by Sunday 30 September 2018
- ensure as many eligible Victorians as possible were correctly enrolled by the close of roll on Tuesday 6 November 2018
- increase public awareness and knowledge of the election process and the various participation methods
- provide every eligible elector with a voting experience that is easy to access and understand, timely to their requirements, respectful, and confidential
- assist candidates, registered political parties, and others to meet compliance requirements and participate effectively in the election
- provide electoral information to all stakeholders in a format that was easy to find and use, rapid, and deliverable through a variety of media
- ensure all votes cast are accounted for, counted accurately and efficiently, with results available in a timely manner, and

- maintain stakeholder confidence and trust in the VEC’s capacity to deliver impartial, transparent, accurate, and efficient election outcomes.

The service plan included a set of key performance indicators covering election preparation, election conduct, and election outcomes. The VEC met or exceeded most of these performance indicators (see Appendix 21). Those KPIs not met were largely due to circumstances outside the VEC’s control.

The VEC’s people

The VEC operates with a core staff which is supplemented by a temporary and casual workforce during the preparation for, and conduct of the State election. In addition, contract staff are engaged to provide specialist services such as information technology support, software development and advice. People were engaged by the VEC on a casual basis to fill 24,375 positions in election offices, postal vote processing centre and voting centres, and to assist in the centralised count centre which operated for two weeks after the election. See Section 7: Staffing the election.

External service providers

There are many aspects of a State election that require the expertise of external service providers. Contracting external service providers enables staff to focus on their election-specific areas of expertise, ensuring that Victorians are provided with the highest quality election services.

The VEC used a range of specialist service providers for the 2018 State election. Contractors were selected after a procurement process, taking into account the quality of their service and value for money. Contracted services at the State election included:

- Australia Post
- cardboard furniture supplier
- cartage and courier services
- election advertising

- envelope production
- information technology
- mail house services
- ballot paper and ad hoc printing services
- public enquiry service.

Arrangements with other agencies

Victorian Government Solicitor's Office

The VEC made arrangements with the Victorian Government Solicitor's Office (VGSO) to have a senior legal adviser on stand-by 24 hours a day during the election period, to ensure that any matters could be dealt with in a timely fashion. The VEC would like to thank the VGSO for its support and assistance on matters related to this election.

Victoria Police

The VEC wrote to the Chief Commissioner of Police outlining the election processes and requesting a discreet police presence at voting centres during the hours of voting on election day. The VEC formally records its appreciation for the support received from the Chief Commissioner and Victoria Police, not only at voting centres but at the VEC on election day for liaison duties.

Victorian Civil and Administrative Tribunal

The VEC made arrangements with the Chief Executive Officer of the Victorian Civil and Administrative Tribunal (VCAT) to deal with any applications for review of the Electoral Commissioner's decision in relation to the registration of how-to-vote cards.

Section 82A of the Act provides that if an application for review of a how-to-vote card decision is received, VCAT has until 5.00 pm on the next working day after receiving the application to determine a response. For more details see Section 13: Inquiries and disputes.

Supreme Court

Under Section 176 of the Act, candidates may seek injunctions in certain circumstances where the conduct of a person may impact the outcome of an election. The VEC is also able to seek an injunction under the same circumstances. These matters must be heard in the Supreme Court. The VEC made arrangements with the Supreme Court to ensure any applications for an injunction received on election day could be heard. For more details see Section 13: Inquiries and disputes.

Emergency Management Victoria

The VEC worked closely with Emergency Management Victoria (EMV) to ensure effective communication and cooperation in planning for potential emergency situations. EMV briefed VEC staff on emergency management arrangements and co-hosted a Code Red table-top exercise. The locations of election offices, voting and counting centres were monitored on EMV systems during the election and arrangements were made for the VEC to be represented on the State Emergency Management Team and State Consequence Team for the duration of VEC field operations. The VEC formally acknowledges the Emergency Management Commissioner and his team for their work in support of the election.

Election Budget

The election budget was developed following comprehensive service delivery planning, taking into account factors such as inflation, increase in electors and the use of advanced technology to assist with the delivery of the election program. The cost of conducting the 2018 State election was \$60.2 million up to 30 June 2019.

Resource management and sustainability

The VEC is committed to managing resources in a way that minimises negative environmental impact across all operations. The VEC continued to implement initiatives addressing key strategies for resource management and sustainable practices:

- alignment of the VEC operations with government directions in environmental sustainability
- encouraging staff to become proactively involved in reducing greenhouse emissions
- reducing the number of courier journeys by scanning and uploading 'not on roll' absent declarations to the SharePoint site for checking against the enrolment register
- device sharing between electoral commissions – the VEC borrowed 2,000 laptops to supplement its fleet of netbooks for use in voting centres.

The 2018 Service Plan outlines environmentally sustainable strategies for delivering the election:

- the provision of re-use and recycling facilities at VEC head office and all election offices
- encouraging how-to-vote material at voting centres to be returned to campaign workers for reuse
- the provision of recycling bins at each voting centre
- careful planning of the transportation of election materials across the State
- implementing paper reduction strategies such as online manuals for election officials and electronic copies of reports where possible.

There are items outside the VEC's control that play a large role in the conduct of a State election, such as the large amounts of electoral material distributed by candidates and parties. The VEC encourages all stakeholders to embrace sustainable actions.

2

Enrolment

The Register of Electors and the Electoral Roll

The Register of Electors keeps the list of the names and addresses of all enrolled Victorians at any point in time. The Register of Electors is kept up to date by information the Victorian Electoral Commission receives from electors themselves, and from other partners including the Australian Electoral Commission. When an election is called, a date is set for the close of roll for that election. When the roll closes, a 'snapshot' is taken of the Register of Electors and this becomes the electoral roll for that election.

Record enrolment

Victorians responded to the Victorian Electoral Commission's call for enrolment in the lead-up to the 2018 State election. At the close of rolls at 8.00 pm on Tuesday 6 November, there were 4,139,326 people enrolled to vote in the election, compared with 3,806,301 in 2014, representing an increase of 8.75% (see Figure 1 for a breakdown of enrolment by age and gender). Appendix 14 contains details of district and region enrolments at the close of rolls.

To maintain the accuracy of the Register of Electors, the Victorian Electoral Commission (VEC) uses a range of strategic programs to help Victorians enrol or update their enrolment. Since 2010, the VEC has undertaken regular direct

enrolment of electors using address data sourced from VicRoads and student enrolment information from the Victorian Curriculum and Assessment Authority. The VEC also sends birthday cards with enrolment information to all eligible students when they turn 17 years old and may provisionally enrol.

Victorian law allows the VEC to work with the Australian Electoral Commission (AEC) and maintain a joint enrolment process. This is a significant input to the maintenance of the Register of Electors. Both commissions work together to ensure forms are accepted for federal, state and local government election purposes.

With the aim of the Register of Electors being as up-to-date as possible at the close of rolls, the VEC conducted an extended enrolment advertising campaign for the month prior to the issue of the writs. The campaign included television, radio, newspaper, online and outdoor advertising to remind eligible electors to enrol or update their enrolment details using any of the available methods. For more information, see Section 4: Communication services.

Special elector categories

There was a substantial increase in the number of General Postal Voter (GPV) applications received prior to the State election, mainly relating to electors applying for general postal voter status under Section 24(1)(ca) of the *Electoral Act 2002* as they had reached 70 years of age.

Gender	18–25 years	26–49 years	50–69 years	70+ years	Total
Female	247,543	867,140	663,583	351,166	2,129,432
Male	243,898	846,725	622,826	294,157	2,007,606
Unspecified	437	1,330	446	75	2,288
Total	491,878 (11.88%)	1,715,195 (41.44%)	1,286,855 (31.09%)	645,398 (15.59%)	4,139,326

Figure 1: The number of enrolled electors for the 2018 election by age and gender.

In the month leading up to the close of the roll, there was a 29.3% increase in the number of general postal voters¹. Some of this increase was due to the fact that some political parties had distributed information encouraging people over the age of 70 to apply for GPV status.

Change to Roll	Transactions
New to Roll	11,361
Change of Address	28,803
Reinstatement	2,135
Deletions	5,440
Other (Includes special category, GPV, silent)	61,816
Total	109,555

Figure 2: Changes to the Register of Electors ahead of the 2018 Victorian election.

Close of roll

Once the writs have been issued, eligible electors have seven days to ensure they are on the electoral roll and that their enrolment details are correct. Electors were able to enrol or update their enrolment details at the VEC head office, any election office, or any AEC divisional office throughout the state, or by collecting an enrolment form at any post office, or using the online enrolment form operated by the AEC as a joint enrolment form.

The close of roll coincided with the Melbourne Cup public holiday which led to additional arrangements regarding postal delivery, building access and staffing options. The VEC entered into special arrangements with the AEC to facilitate close of roll. All VEC election offices and AEC divisional offices within Victoria were open until 8.00 pm on close of roll day. The AEC provided its close of roll enrolment file to the VEC within 24 hours of the roll closing. A total of 109,555 transactions occurred between the issue of the writs and the close of roll (see Figure 2). This was almost three times higher than the 2014 transaction count of 37,742.

¹ GPV count at 6 October 2018 was 76,432 compared to 98,840 at close of roll on 6 November 2018.

Responding to divergence

An important part of the VEC's ordinary enrolment activities is ensuring and protecting the ongoing integrity of the Register of Electors. During the months preceding the close of roll, the VEC implemented a number of activities designed to reduce divergence between the State Register of Electors and the Commonwealth electoral roll, administered by the AEC.

Roll divergence is an issue known to electoral commissions across Australia. There are variations among jurisdictions as to the arrangements for managing enrolment processes. Victoria has tended to have higher rates of divergence compared with other states and territories. Divergence between state and federal enrolment occurs in Victoria because of variations in enrolment eligibility under State and Commonwealth law; strategic enrolment campaigns and information sources specific to one jurisdiction; and differences in processing times between the VEC and AEC. As part of the Joint Roll Agreement, Victoria and the Commonwealth carefully monitor divergence between the Register of Electors and the Commonwealth electoral roll for Victoria, and put together a working group in 2018 focused on responding to divergence.

From March to October 2018, and in readiness for the State election, these efforts reduced the number of Victorian electors who were enrolled for Commonwealth elections and either not enrolled or not correctly enrolled on the Victorian Register of Electors from 224,478 to 61,791. This was achieved by positioning the VEC's enrolment activities to focus on improving the quality of enrolment information it receives and actively promoting enrolment for electors from communities that often miss out on national enrolment campaigns. The VEC is committed to continuing its efforts to reduce roll divergence, including the action plan assembled by the joint working group.

3

Services to candidates and political parties

Register of political parties

The *Electoral Act 2002* (the Act) requires the Victorian Electoral Commission (VEC) to maintain a register of political parties. In order to qualify for registration, a political party must have a written constitution and at least 500 members who are Victorian electors and party members in accordance with the party's rules, and who are not members of another registered political party or of another party applying for registration.

It is not compulsory for a political party to be registered to contest an election, but registration gives a party a number of important entitlements, including:

- the right to have the party's registered name or abbreviation and registered logo opposite its endorsed candidates or group on ballot papers
- access to enrolment and voter information on a periodic basis
- public funding for parties obtaining enough votes
- administrative expenditure funding for endorsed elected members of Parliament
- nomination of candidates and registration of how-to-vote cards in bulk with the VEC head office instead of through individual Election Managers for each district
- policy development funding if eligible.

New political parties

There was interest in party registration in the lead-up to the State election. In 2018, the VEC received applications for registration from 11 new political parties, nine of which were registered in time for the election.

Before registering a party, the VEC must be satisfied that it is an 'eligible political party' within the meaning of the Act. There are two main ways the VEC tests a party's eligibility, after confirming that the application is in order. First, the VEC advertises the application, inviting objections to the application. Objections must be received within 30 days of the VEC's notice. At the same time, the VEC writes to the people on the party's membership list, asking them to use an included form and reply-paid envelope to confirm whether they are eligible members of the party.

The VEC received three objections to applications to party registration, claiming that the parties were not real political parties because their aims were unclear or they had free membership. One objection stated that the name of the Derryn Hinch's Justice Party so nearly resembled the name of the Animal Justice Party that it was likely to be confused with the Animal Justice Party. In considering objections, the VEC was guided by the Act, which contains provisions relating to a party's constitution and none about a party's policies. The only grounds of objection that the VEC can consider are that the party is not an eligible political party, that the application was not correctly made, or that the party's name is inadmissible. Most objections were not based on these grounds, so were rejected. The VEC considered case history and experience in other jurisdictions, and decided that the name Derryn Hinch's Justice Party was acceptable.

The VEC only registered a party when it was satisfied, through the independent, signed confirmation of the members themselves, that the party had at least 500 eligible members. Appendix 5 contains the details of new party registrations in 2018. A total of 23 parties were registered for the 2018 State election and 20 contested the election (see Figure 3).

Registered political parties contesting Victorian State elections 2006-2018

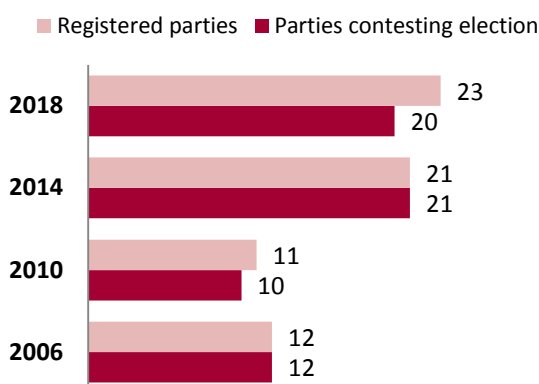


Figure 3: Number of registered political parties contesting Victorian State elections, 2006–2018.

Two applications for registration were refused. These were for The Flux Party–Victoria on 18 June 2018 and Stop Live Exports on 20 August 2018, as the VEC was not satisfied that either party had sufficient members to be eligible for registration.

Section 60 of the Act allows a person whose interests are affected by the decision to apply to the Victorian Civil and Administrative Tribunal (VCAT) for a review of that decision. The Registered Officer for The Flux Party–Victoria, Scott Millington, applied to the VCAT on 3 July 2018 for a review of the VEC’s decision. On 23 October 2018 the VCAT dismissed Mr Millington’s application for review and affirmed the VEC’s decision to refuse to register The Flux Party–Victoria’s application as a political party, validating the VEC’s approach to determining whether a political party may be registered under the Act.

Register of political party logos

An amendment to legislation allowed for a party to submit an application for a party logo to be entered in the Register of Political Parties. The VEC was required to advertise the proposed logos and invite any objections to the registration of those logos from members of the public. The grounds for objection to a party logo are limited,

pertaining only to obscenity, similarity with the logo of another registered party such that they are likely to be confused, or comprising the word “Independent” or “Independent Party”.

The VEC received two objections to logo applications. One objection stated that the logo proposed by the Voluntary Euthanasia Party was similar to and likely to be mistaken for the federally-registered logo of Help End Marijuana Prohibition. The VEC determined that while the logos were similar, as Help End Marijuana Prohibition had failed to register in Victoria it could not be considered another registered political party, despite federal registration. As such, the logo proposed by the Voluntary Euthanasia Party was considered to be acceptable under the Act.

The other objection claimed that the logo proposed by the Democratic Labour Party (DLP) was similar to and likely to be mistaken for the proposed logo of the Australian Labor Party. The VEC determined that as ‘Labour’ is a generic word it cannot be considered the property of any organisation, and that as the logos were visually different, it could not be considered that the two logos were likely to be mistaken. As such, the proposed logo was acceptable and was registered.

A total of 21 logos were registered prior to the 2018 State election (see Appendix 6). The only unsuccessful logo application was that of a party that did not meet the requirements for the party to be registered.

Information for candidates

Briefings and handbooks

The VEC held briefings for candidates and parties to help ensure they were familiar with their responsibilities under the relevant legislation, and informed about the election services and support available to them. Registered political parties were invited to meet individually with the Electoral Commissioner, Deputy Electoral Commissioner, and directors, while an information session was provided for independent candidates.

3 Services to candidates and political parties

The VEC's handbooks for candidates and scrutineers were available at briefings, information sessions, election offices, and on the website.

Newsletters

Newsletters were distributed to registered political parties and candidates throughout the election period, reminding them of relevant deadlines and providing further information on election arrangements and progress. This included details about the application of new legislation, schedules for counting activities, rechecks, and times and locations for declarations. Additionally a summary of daily counting activities was posted on the VEC website.

Nominations

The nomination period opened on Wednesday 31 October and closed at 12 midday on Friday 9 November. Registered political parties were required to submit their nominations by 12 noon on Thursday 8 November. The VEC received 887 nominations for the 2018 Victorian State election, a slight decrease on the 896 candidates in 2014 (see Figure 4).

There were 507 candidates for the 88 Legislative Assembly (Lower House) districts compared with 545 in 2014. A total of 380 candidates stood for the eight Legislative Council (Upper House) regions, compared with 351 in 2014.

A total of 776 candidates were endorsed by registered political parties, and 111 candidates ran as independents (see Figure 5). Appendix 18 and Appendix 19 contain a full list of the candidates for the 2018 State election.

The processing of nominations for political parties and independent candidates was streamlined for the 2018 State election. Registered political parties were provided with an electronic application for recording nomination details for their candidates for each district and region. This enabled parties to print pre-populated nomination forms for candidates to sign. The VEC then accepted electronic files that could be loaded directly into the Election Management System (EMS).

The VEC provided independent candidates with an online nomination form that then was printed and lodged in person with the Election Manager for that district. By scanning the barcode on the nomination form at the time of lodgement, details as entered by the candidate were loaded directly into the EMS.

Candidates at Victorian State elections 2006-2018

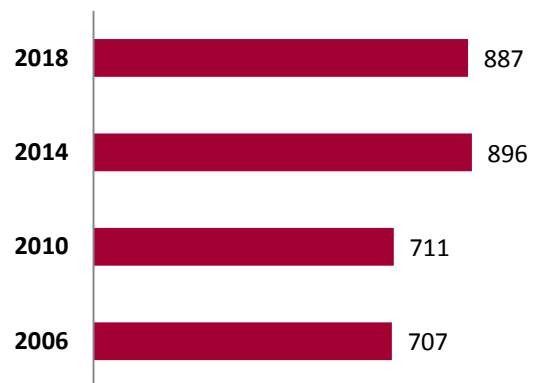


Figure 4: Number of candidates contesting Victorian State elections 2006–2018.

Candidates endorsed by registered political parties 2006-2018

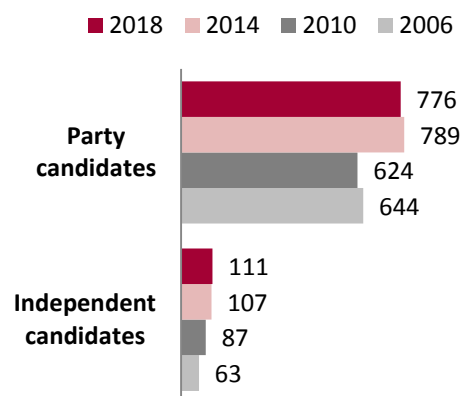


Figure 5: Candidates endorsed by registered political parties, Victorian State elections, 2006–2018.

Group registration and group voting tickets

Two or more candidates nominating for the same region in the Legislative Council can request that their names be grouped on the ballot paper in a specified order. Group registration closed at midday on Thursday 8 November – the same time as close of nominations for registered political parties.

A total of 146 groups were registered across the eight regions, compared with 133 groups in 2014 (see Figure 6). There were 145 groups from registered political parties and one group was registered by independent candidates. The Liberal and National parties registered composite groups in the Eastern, Northern and Western Victoria Regions. Seven independent candidates remained ungrouped in their respective regions.

In accordance with legislation, all registered groups lodged group voting tickets with the VEC by the deadline of midday on Sunday 11 November. The Australian Labor Party chose to register two group voting tickets in Northern Metropolitan Region, Southern Metropolitan Region and Western Victoria Region.

Registered group voting tickets 2006-2018

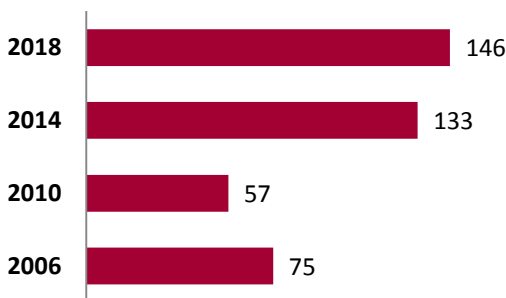


Figure 6: Group voting tickets registered for Victorian State elections 2006–2018.

Registered how-to-vote cards 2006-2018

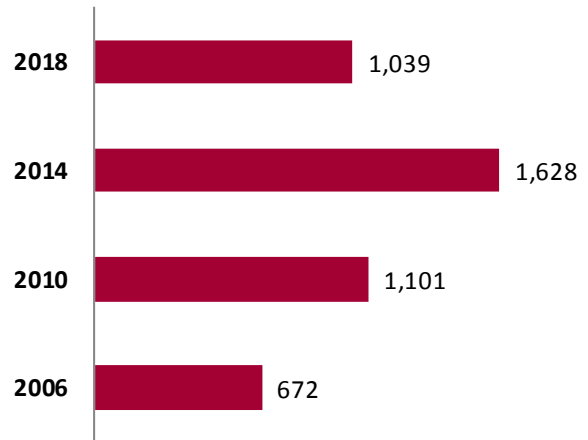


Figure 7: How-to-vote cards registered for Victorian State elections 2006–2018.

How-to-vote card registration

How-to-vote cards (HTVCs) must be registered by the VEC if they are to be handed out or otherwise made available within 400 metres of a voting centre on election day. The HTVCs carried by mobile early voting teams must also be registered. Any candidate, person or organisation can register a HTVC.

The registration period for HTVCs was from Monday 12 November to midday on Friday 19 November. A total of 1,039 HTVCs were registered for the election compared to 1,628 in 2014. There has been a steady increase in the number of HTVCs registered at state elections between 2006 and 2014 but a significant drop was recorded for 2018 as a result of legislative change allowing combined HTVCs for one or more districts or regions (see Figure 7). All registered HTVCs were available for viewing at the VEC head office in Collins Street, Melbourne and were published on the VEC website in accordance with legislation.

Provision of electoral rolls to candidates

Under the Act, the VEC is required to provide roll data on request to registered political parties and candidates in an election. This list is provided as encrypted data.

The Act prescribes severe penalties for any misuse of electoral information. When providing the information, the VEC reminds recipients of their obligations, the permitted purpose for which the information can be used, the confidential nature of the information, the need for secure use, storage and destruction of the information, and of the existence of associated penalties for misuse.

Nomination deposits

Deposits were refunded for 480 candidates because they were elected and/or because they, or their Upper House group, obtained more than 4% of the first-preference votes in their electorates. In addition, four refunds were issued due to the candidate retiring before the close of the nomination period.

The deposits of 407 of the 887 candidates were forfeited because they were not elected and/or because they, or their Upper House group, obtained less than 4% of the first-preference votes in their electorates (see Appendix 4).

4

Communication services

Advertising services

The 2018 election information campaign emphasised the importance of every single vote. It was a refresh of the 2014 animated campaign and featured 'paper' characters to represent the voting process (paper ballots) and the organisation as a brand (cardboard furniture, forms and paperwork), while also reflecting the diversity of Victoria's voters (see Appendix 7 for the advertisements). Results from the previous State election showed that the concept was well received, but advertising recall was lower than expected. The approach in 2018 was to update the concept and focus on effective media placement to improve recall.

The campaign was divided into three phases: enrolment, early voting, and voting.

Each phase was supported by advertisements across a range of platforms selected to have the maximum impact with identified audiences, while ensuring the Victorian Electoral Commission received value for money.

The key elements of the advertising strategy were to:

- reduce all print advertising to the mandatory statutory advertisements, in line with the substantial contractions in the market's print consumption since 2014
- match media outlets and viewing times with identified target audiences
- significantly increase investment in out-of-home, digital and new media channels
- achieve highly competitive prices.

In recognition of the cultural diversity of Victorian electors, the VEC spent 10% of the total media placement on culturally and linguistically diverse (CALD) media advertising – double the minimum amount required by

the State Government. The Victorian Electoral Commission (VEC) spent 20% of the total advertising budget in regional media, exceeding the State Government's 15% requirement.

The VEC aimed to reach all eligible electors with its advertising campaign, with a particular focus on young people aged 18-24 years and those who were directly enrolled. The research showed that young people had a high awareness of the campaign; however, VEC data indicates that 88.08% of 18-24 year olds voted, which is a 2.59% decrease on 2014 figures. This is reflected in the independent tracking research, which revealed that despite increasing awareness of the election, young people were no more inclined to vote by the end of the campaign. The VEC's own data shows that directly enrolled electors did not vote in the same proportions as Victorian electors in general, with only 72.22% of directly enrolled electors voting in the State election.

Independent market research¹ showed that 85% of voters recalled seeing communications from the VEC leading up to the election. Reach and frequency targets in the TV, out of home and digital streams of the campaign were met or exceeded. Advertising through Facebook drove significant traffic to the VEC website (over 10 million impressions and 71,000 link clicks), while YouTube delivered significant value, with 1.3 million completed video views at a rate of \$0.02 per completed view – the lowest cost ever recorded for a government YouTube campaign.²

Further video-on-demand targeting extended the reach of television commercials through various websites on the NewsCorp network and Nine Digital catch-up TV, where the videos were viewed through until completion 89% and 98% of the time, respectively. The use of a paid Google search campaign proved extremely effective, generating over 207,000 visits to the VEC website,

¹ Evaluation of Services at the 24 November 2018 Victorian State Election – Colmar Brunton, April 201

² Victorian Government Master Agency Media Services data analysis

the majority of which occurred on mobile and tablet devices. While the general awareness levels were high, market research respondents suggested that the VEC could still look at ways to advertise more and in new media types.

VoterAlert

The VEC developed, piloted and implemented an embedded digital communication service called VoterAlert for the 2018 State election. This service was used to engage electors who had supplied a mobile phone number and/or email address. A rolling program of messages welcomed these electors to the program and reminded them of key activities during the election, such as checking their enrolment before the close of roll, and the start of early voting.

Enrolment

The VEC contacted 1,968,739 electors as part of the welcome and close of roll campaign. Emails were more successful in driving electors to check and update their enrolment details before the roll for the State election closed.

Of the 405,919 electors who visited the VEC's enrolment portal during the welcome and close of roll campaign, more than 250,000 (62%) arrived at the portal from an email link, and a further 141,000 (38%) arrived via an SMS link.

Early voting

At the commencement of early voting, a total of 1,938,687 electors received VoterAlerts, after some electors chose to opt-out and invalid contact details were removed.

The VoterAlert early voting messages were sent between 8.00 am on Thursday 15 November and 8.00 pm on Monday 19 November. This resulted in 374,051 electors visiting the VEC's Voting Centre Locator. Of those visitors, 52% arrived from an email link and 48% arrived via an SMS link. Most users came to the portal using a mobile device (83%).

Election Day

On election day, emails and SMS sent through VoterAlert resulted in more than 170,000 electors using the Voting Centre Locator. Of those visitors, 59% arrived from an SMS link and 41% arrived via an email link. Most users came to the portal using a mobile device (93%).

A total of 90.22% of VoterAlert recipients cast a vote throughout the State election.

Online Services

The VEC website was in 'election mode' from 15 August to 14 December 2018. The objectives of the website during this period were to:

- increase the number of visitors to the website compared to 2014
- encourage and facilitate enrolment
- provide voters with information about the election, including voting locations, the voting process and candidates
- provide candidates with information about their compliance obligations
- ensure equitable access of information
- inform the media and public about election results.

Market segment	Amount spent	% of total
CALD communities	\$375,660	10%
Aboriginal and Torres Strait Islander communities	\$37,566	1%
Young adult communities	\$1,237,551	26%
Regional communities	\$759,994	20%

Figure 8: Advertising spending for the 2018 Victorian State election.

Increased number of visitors to the website

In line with the VEC's objective to increase website traffic, the number of visitors to the VEC website in 2018 doubled in comparison to the 2014 State election, and increased in several other aspects, most notably, visitors using mobile phones. For the period 15 August – 14 December 2018, the VEC's website had more than 2 million unique visitors, which means that one in two voters visited the website.

Voting Centre Locator

The VEC's Voting Centre Locator allowed electors to find their nearest voting centre. The Locator was active from 31 October to 24 November. Overall 1.3 million users made their way to the Voting Centre Locator, and 70% of visits were on a mobile phone. More than half of those visitors came from the VEC homepage, and another 40% from a VoterAlert email or SMS.

Check my enrolment

Almost 720,000 people checked their enrolment online – a tenfold increase from 2014. The success of the enrolment portal in 2018 can be attributed to VoterAlert, which accounted for three quarters of traffic to the portal (541,834 users and 700,710 sessions).

Traveller Notification Form

Electors who were going to be interstate or overseas on election day had the option of advising the VEC of their absence via an online form (traveller.vec.vic.gov.au). This proved to be very popular, with more than 42,000 electors accessing the form – the majority from a link on the website's homepage.

Traffic sources

The top source of traffic to the VEC website was via search engines, dominated by Google. In 2018, 71% of visits came from organic search, compared to 55% in 2014.

Paid digital advertising (Google ads) accounted for 9.3% of visits in 2018, compared to 0.7% in 2014. Other cost-per-click display advertisements accounted for 2.2% of visits.

Social media was also a key source of traffic, with almost 100,000 visits generated from social channels, compared to 40,000 in 2014.

Direct traffic (that is, users typing vec.vic.gov.au in their browser) decreased significantly both in overall numbers and in proportion. In 2018, 350,000 visits (9.6%) were direct compared to 428,000 (25.1%) in 2014.

VoterAlert was a very effective method of driving traffic to the website. VoterAlert emails and SMS accounted for 75% of enrolment portal users (more than 540,000) and 39.9% of users to the Voting Centre Locator (more than 510,000).

Social media

The VEC's social media presence continued to increase during the 2018 State election. The focus was on both sponsored and organic social media campaigns aimed at increasing awareness and participation, particularly among the 18-24 year old demographic. A greater volume of posts were published compared to 2014, and a dedicated social media monitoring roster was established to ensure that in the four weeks preceding election day, the VEC's social media channels were monitored from 8.00 am to 11.00 pm, seven days a week. This enabled the VEC to respond promptly to enquiries received via its channels, the majority of which were received via Facebook's private messaging app, Messenger. The VEC responded to 626 Facebook Messenger enquiries during the election period – mainly seeking information, requesting assistance, or making a complaint.

The top keywords used by social media users were 'vicvotes' (approximately 102,100 mentions), followed by 'springst' (approximately 33,900 mentions). The overwhelming majority of social media coverage of the VEC during the election period was published via Twitter, with the VEC's Twitter account @electionsvic tagged in 4,875 posts from Saturday 1 September to Monday 31

December 2018³. Interest in the election went well beyond election day, particularly in regard to participation and results. Ten media releases between election day and the end of 2018 ensured ongoing discussions on social media.

Twitter

The VEC's election day tweet featuring voters in Antarctica attained number one on the list of 'Great Oz Gov Tweets' for Saturday 24 November 2018. This list ranks the tweets sent by government accounts in Australia based on audience size, retweets, and favourites. Furthermore, VEC tweets made up four of the top 10 Great Oz Gov Tweets for that day⁴.

From Saturday 1 September to Monday 31 December 2018:

- the VEC's Twitter following increased from 3,583 to 4,757
- the VEC sent 505 tweets
- the VEC had 1,531 retweets, 2,012 likes, and 451 replies.

Facebook

From Saturday 1 September to Monday 31 December 2018:

- the VEC published 125 Facebook posts
- the VEC's Facebook following increased from 6,619 to 7,890 followers
- there were 17,798 reactions, comments and shares on VEC posts.

The organic reach of several election posts was noteworthy. The VEC's top 10 performing posts in the lead up to election day attained an average organic reach of almost 12,000 users.

Instagram

From Saturday 1 September to Monday 31 December 2018:

- the VEC published 66 Instagram posts
- the VEC's Instagram following increased from 143 to 277
- there were 894 likes and 47 comments on the VEC's posts.

Public Enquiry Service

The VEC conducted a tender process for the provision of an outsourced Public Enquiry Service (PES). The purpose of the PES was to cater for a high volume of public enquiries over a 9.5 week period – from 1 October through to 4 December 2018. See Figure 9 for statistics relating to the services provided by the PES.

A VEC project team (comprising project manager, subject matter expert, and up to five supervisors) worked onsite at the PES location to help ensure high quality, accurate, and appropriate responses.

Operating hours for the PES were from 9.00 am to 5.00 pm weekdays (8.00 pm on close of roll day) from 1 October through to the commencement of early voting, when hours were adjusted to provide additional hours of service on weekdays and Saturdays.

The number of calls to the service in 2018 was 105,082, virtually the same as in 2014 (108,536). The major difference in 2018 was the change in the pattern of calls: rather than a slow build to the close of roll, call volumes were higher earlier on and then lower than expected closer to election day. Operators handled 13,000 more calls in 2018, whereas in 2014, more callers were satisfied with the information from the Interactive Voice Response (IVR). The PES received 4,362 emails from electors, which is also very similar to 2014 figures.

³Victorian Electoral Commission Meltwater Insights Report, February 2019.

⁴<https://oztweets.measuredvoice.com/top/2018-11-24/>

Election Guide

Election guides specific to each of the 88 electoral districts were mailed to every household listed on the enrolment register from Monday 5 November.

The Election Guide included dates, times and voting locations; accessibility ratings for each voting centre within that district; information about early and postal voting options and telephone assisted voting; instructions on how to correctly complete both ballot papers; and interpreter contact numbers for 20 languages other than English. In total, 2,576,484 were mailed to households.

Easy English Guide

The VEC produced an Easy English Guide to the election, with the assistance of Scope Australia. The guide provided key information in a format that could be easily understood by people who do not speak English as a first language, have a disability, or have learning difficulties or low literacy.

The guide covered Victorian State elections, how to vote, what to do at a voting centre, and how to become a candidate, using illustrations and simple language to convey concepts. It also included a list of meanings of words. The guide was published on the VEC website, available at election offices, distributed to participants at community outreach sessions, and available on the Voters Voice app.

Key pages of the VEC website also included an Easy English button, which allowed users to translate the page into Easy English, inclusive of illustrations and simple language.

Voters Voice app

The Voters Voice app was designed to help people with complex communication needs including people with low literacy, English language difficulties and people who use Auslan, to vote in person at Victorian elections. The Commission worked closely with disability support agencies, primarily Scope, in the

development and testing of this application as part of a co-design project. The app is available for use on tablets and smart phones on both the iOS and Android operating systems.

The app includes information on enrolling and voting in plain English, Easy English, audio and visual formats. Central to the app is a communication board for those with little or no speech to use to communicate with election staff in voting centres. The communication board converts text to speech and contains pre-prepared voting phrases. The app can incorporate the personal details of up to six individuals.

A digital advertising campaign and advertising through disability networks supported awareness of the app. Throughout the election the app was downloaded 2,280 times (1,371 on iPhones, 129 on iPads and 780 on Android).

4 Communication services

Type of contact	2014	2018
Calls handled by operators	73,000 (67.26%)	86,304 (82.12%)
Calls handled by IVR	30,728 (28.31%)	18,810 (17.9%)
Calls abandoned	3,033 (2.79%)	841 (0.8%)
Call diverted to voicemail	1,775 (1.64%)	1,775 (1.7%)
Call handled through interpreter	1,186 (1.09%)	772 (0.7%)
Total calls	108,536	105,082
Average call handling time	294 seconds	287 seconds
Emails answered	3,941	4,362
Mail sent as result of enquiry	11,778 items	13,737 items
Average caller satisfaction score (of 10)	9.2	9.7

Figure 9: Comparison of calls taken by the Public Enquiry Service from 2014 to 2018.

5

Services to the media

Media briefing

The Victorian Electoral Commission (VEC) invited a key selection of broadcast, print, and online media representatives to a media briefing on Thursday 27 September 2018. Ten State political journalists attended, representing the Herald Sun, the Sunday Herald Sun, the ABC, The Australian, The Age, AAP and Nine News.

Senior VEC staff provided an outline of the State election timeline, results and counting information, complaints handling, recent legislative changes to the *Electoral Act 2002*, the VEC's advertising and awareness campaign, and outreach activities. Attendees were provided with a media handbook and the counting schedule.

A subsequent media briefing webinar was conducted on Tuesday 16 October to reach non metropolitan journalists. Ten regional and suburban media representatives registered for the webinar. The recording was made available on the VEC's YouTube channel, and this was distributed to four regional and suburban media outlets.

Media handbook

A media handbook was developed and distributed to Victorian metro and regional media outlets prior to the election period.

The handbook contained State election information such as timelines, key facts and figures, legislative changes, an electoral pendulum (see Appendix 24), political advertising rules, counting information, the VEC's outreach activities, and the major advertising and awareness campaign.

Media centre

A dedicated media centre was created on the VEC website, providing a hub of useful links, resources and information for the media.

The media centre received 4,067 page views during the election period. A '2018 State Election Counting Activities' page was created after election night to keep the media and public informed of daily counting activities for both the Legislative Assembly and Legislative Council. This page was viewed 41,979 times during the counting period.

Media releases

Thirty-one media releases were issued to targeted contacts of metro and regional media outlets during the election. A total of 837 print and online articles referenced VEC media release content.¹

Seven media releases, based on the main phases of the election cycle, were translated into 19 languages and distributed to culturally and linguistically diverse (CALD) print and online publications across Victoria. Over 200 articles were generated by these targeted media releases.

In addition, the VEC organised the pre-recording of five radio grab sets for the State election. Each grab set corresponded to the main phases of the election cycle, while also taking into consideration the best timing for optimal airplay. These grabs were downloaded for broadcast by 79 stations.

Radio and television interviews

A total of 27 radio interviews were conducted with VEC representatives during the election period. These were mostly informative interviews regarding enrolment, early voting and voting. The radio stations conducting these interviews ranged from mainstream metropolitan stations such as 3AW and ABC Radio Melbourne, to local community radio such as RRR and OKR 98.3 FM, to CALD radio and SBS where a number of the VEC's Democracy Ambassadors promoted awareness of the election in languages including Arabic, Spanish and Cantonese (see Section 6: Education and inclusion program).

¹ Victorian Electoral Commission Meltwater Insights Report, February 2019

Five interviews addressed emerging issues of concern to the community, including the mail-out of postal vote applications by political parties (see Section 12: Complaints management).

Six interviews were filmed with VEC representatives for TV or online video publication. A highlight was a feature on ABC News Breakfast showcasing the Voters Voice app, where Democracy Ambassador Simone Stevens demonstrated how the app could assist people with a disability to enrol and vote in person.

Media enquiries

Over 250 State election media enquiries were logged during the election period, including:

- enrolment facts and figures
- early voting centre and election day voting centre locations and accessibility
- political party mail-out of postal vote applications
- electoral roll data
- early voting statistics
- authorisation of political material
- results and counting updates
- funding and disclosure legislation.

Media coverage

The VEC received a total of 8,704 mentions across online, print and broadcast sources between Saturday 1 September and Monday 31 December 2018. News websites accounted for 72% of total media coverage, followed by broadcast channels (22%) and social media platforms (10%).²

²Victorian Electoral Commission Meltwater Insights Report, February 2019

6

Education and inclusion program

Reducing barriers to participation

The Victorian Electoral Commission (VEC) Education and Inclusion Services Program delivers a suite of initiatives aimed at communities and population cohorts facing barriers to electoral participation. These groups include people experiencing homelessness, young people, Aboriginal and Torres Strait Islander communities, culturally and linguistically diverse (CALD) communities, and people in prisons. These population cohorts were the focus for programs in 2018.

The foundation program for the 2018 State election featured peer-based information delivery through the Be Heard! Democracy Ambassador Program. This was complemented by:

- electoral engagement for people in prisons
- enrolment outreach and supported voting services for people experiencing homelessness
- outreach to Aboriginal and Torres Strait Islander communities
- a partnership with La Trobe University's Living with Disability research unit
- electoral vocabulary resources for learners of English as an additional language
- the VEC's Passport to Democracy program in schools.

Outreach engagements increased 35% for the 2018 State election compared to 2014.

Be Heard! Democracy Ambassador Program

The Be Heard! Democracy Ambassador Program was scaled up for the 2018 State election after a successful pilot in 2014 with Horn of Africa communities. The program aims to increase electoral literacy, encourage more people to use electoral access services, and increase meaningful and informed electoral participation across Victoria. The VEC employed 57 Democracy Ambassadors.

The program involved training and supporting community members to deliver electoral information and enrolment services through existing services and community events. The program featured peer-to-peer learning sessions run by community members, and face-to-face sessions delivered directly to community groups.

Targeting priority districts

Conducting face-to-face outreach work is resource intensive and difficult to implement State-wide over a short time period. The VEC analysed voting centre data from the 2014 State election to identify electoral districts with the highest rates of informality and the lowest levels of voter turnout. This data was then cross-referenced with Census data to find areas with the lowest levels of English proficiency, and the highest levels of disadvantage, homelessness, and populations of Aboriginal and Torres Strait Islander peoples. This process identified 14 priority areas across Victoria

The VEC then approached service providers and community leaders in these areas, or who worked with target communities, to help recruit Democracy Ambassadors, coordinate outreach sessions, and distribute information on electoral engagement.

Program impact

The VEC set ambitious targets for the Democracy Ambassador Program. The aim was to reach 7,500 participants across the four target communities, and the VEC surpassed this, reaching 8,246 participants over 335 sessions (see Figure 10).

The VEC published four performance targets in relation to the delivery of its education and inclusion services program. These are outlined in Appendix 21. Independent evaluation of the Democracy Ambassador Program revealed significant improvements in participants’ understanding of how to vote correctly. However, the 8,246 participants comprised only some 3% of the voters in the target areas. As the proportion was small, it is difficult to distinguish the effects of the Democracy Ambassador Program from other factors affecting informal voting in those areas. The informal vote in the target areas increased by 0.95 percentage points – slightly above the statewide increase of 0.61 percentage points. However, in 10 of the 14 target areas the increase in the informal vote was less than that for the State as a whole.

It is worth noting that many participants face significant systemic barriers to voting, which a single voter education session or enrolment outreach session cannot overcome. Unless these barriers are addressed, they are unlikely to enrol

and vote. For example, support workers at one youth homelessness organisation said while the Democracy Ambassador session was beneficial, they didn’t think the young people who attended that session would have voted in the election because their lives were simply ‘too chaotic’ now. They hoped the education session would lead to these young people voting in the next state election once their lives were more stable.

Supporting people with intellectual disabilities to vote

In 2016, the VEC commissioned La Trobe University’s Living with Disability Research Centre to look at strategies to support people with an intellectual disability to enrol and vote. The VEC invited other Australian electoral commissions to partner on the project, and six subsequently did so.

The first phase of the project involved conducting research with staff at disability support services, and then people living with an intellectual disability. A pilot program was developed to address capacity building in family members and disability support services. The key objectives were to:

- increase enrolments and voter participation of people with intellectual disabilities

Number of participants by target community						
Activity	CALD communities	People with a disability	People experiencing homelessness	Aboriginal and Torres Strait Islander communities	Multiple/ other	TOTAL
Voter education session	3,086	979	182	373	136	4,756
Enrolment outreach session	105	50	319	47	41	562
Community event	1,416	437	770	100	157	2,880
Other e.g. meeting, library stall	0	0	10	23	15	48
Total	4,607	1,466	1,281	543	349	8,246
Youth reached across target communities	271	534	74	110	16	1,005

Figure 10: Participants in the VEC’s Democracy Ambassador Program, by target community. The youth figures (bottom row) were recorded within each community group, rather than as a separate group.

- increase willingness and likelihood of supporters to provide voting support to people with intellectual disabilities and build the capacity of service providers to encourage supporters to do so
- increase provision of voting support by supporters, including family, front-line staff and other supporters/carers
- increase supporter knowledge and shift attitudes related to voting rights, resources and their role in supporting people with intellectual disabilities to vote.

The pilot program was the fourth phase in a long-term engagement project for the VEC. This program brought together other VEC engagement initiatives, including Voting is for Everyone, the Democracy Ambassadors, Easy English guides, the Talking Democracy civic education kits for people studying English as an additional language, and voter education sessions. The VEC developed a training package for managers and operational staff, education resources for families and carers, and a marketing and communication plan. Mentoring sessions with disability support workers and management were held at two organisations in Dandenong and Mildura. These sessions were designed to build democratic and electoral awareness and to demonstrate the resources available to help participants to learn about voting and making choices.

The initial results were positive. Among the group of 45 people with intellectual disabilities who were surveyed in relation to enrolment, certainty and voting status:

- the number of people enrolled increased from 17 to 22
- the number of people who were certain about their enrolment status increased from 31 to 42
- the number of people who had voted increased from 21 to 24.

Staff members were very positive about the resources and sessions, with a significant increase in their knowledge about voting rights, their awareness of the relevant voting resources, and

the number who felt that support for voting was endorsed by their organisation. The willingness of staff members to provide support was high before the pilot program and remained so after it. However, some were uncertain about whether all people with intellectual disabilities should be supported to vote, and how to ensure support with the practical aspects of voting does not cross the boundary into decisions about who to vote for.

Talking Democracy

Talking Democracy is a civic education kit for people studying English as an additional language or other courses in TAFE, school or community settings. It was launched in the lead up to the State election. The kit is based around two videos and a suite of resources, which explain the democratic process in Australia, the importance of voting, and how to vote correctly.

The resource was used as part of the Be Heard! Program and the La Trobe research pilot project. A total of 714 copies were downloaded and 57 copies posted to English language providers across Victoria.

Outreach to Aboriginal and Torres Strait Islander communities

The VEC provided 28 electoral outreach sessions to Aboriginal and Torres Strait Islander communities during October and November 2018. In the absence of a designated Indigenous Inclusion Officer, this outreach was conducted alongside the Democracy Ambassadors and youth outreach programs.

These sessions were conducted at Colac, Framlingham, Geelong, Heywood, Lakes Entrance, Melbourne, Mildura, Orbost, Portland, Robinvale, Shepparton and Warrnambool, to combined audiences of approximately 400 people – many of whom were elders or community leaders. In addition, the VEC held information stalls at regional shows and carnivals in Ballarat (Indigenous football carnival), Dandenong, Echuca (Indigenous football carnival), Mildura, and Shepparton which offered access to additional Aboriginal and Torres Strait Islander communities.

Passport to Democracy program

There was no formal program to contact schools to offer them specific State election information. However, the Passport to Democracy (PTD) program responded to a number of requests by schools for State election information, or who requested a session to align with the state electoral cycle. The Program visited 44 primary and secondary schools to conduct workshops and mock elections for 3,137 students from the start of July until the State election. Sixteen of these schools requested specific information for students of, or close to, enrolment and/ or voting age (totalling 1,787 students).

The electoral districts of Altona, Footscray, Melbourne, Pascoe Vale, Prahran, and Yan Yean included the largest number of students accessing this election information. In addition, during the 2018/19 year, there were 350 downloads of materials from the Passport to Democracy website pertaining to the Program and its specific learning modules named Decide, Research, Activate and Vote.

Enrolment outreach and supported mobile voting

The VEC recognises that particular sections of the community face physical, socioeconomic, and cultural barriers to accessing the electoral process. The provision of a specialist mobile early voting service is a targeted and acute solution to overcoming some of these barriers.

The VEC's education and engagement staff would not usually play a role in the operational side of an election. The decision to staff the central mobile early voting service enabled the natural progression of a number of specialist engagement projects to their ultimate outcome: participation in the electoral process.

Previous experience providing special voting facilities in homelessness agencies has also demonstrated that it is vital to have staff who are aware of the circumstances facing

the electors they are working with, and the community context in which they are operating. See Appendix 11 for the locations visited by the VEC's supported mobile voting teams.

People experiencing homelessness

There are approximately 2,000 Victorian electors who have enrolled using the No Fixed Address enrolment option, meaning they won't be fined if they can't vote due to their housing situation. However, based on Census data, the VEC estimates that over 16,800 people in Victoria who are experiencing homelessness or have insecure housing are eligible to vote.

In the lead up to the State election the VEC offered supported mobile voting to homelessness services across Victoria. This was to increase the opportunity for people experiencing homelessness to participate in the State election. Feedback from service providers highlighted that this is an important service provided by the VEC and means some people voted who would otherwise not have participated.

People in prisons

Under Victorian law, people on remand or serving a sentence of less than five years are entitled to enrol and vote. The VEC engaged with Corrections Victoria, focus groups of prisoners, prison support groups, ex-offenders and other prisoner advocates to implement the following in the lead up to the election:

- development of Voting and Elections – A resource kit for Victorian Prisons aimed at program officers, peer listeners in prison, and prison support workers. It provides information about enrolling and voting while in prison
- an article for *Corrections Weekly* about enrolment and voting
- training sessions for peer listeners at Dame Phyllis Frost Centre, Marngoneet Correctional Centre and Karreenga Annexe to raise awareness of enrolment among prisoners. At Dame Phyllis Frost Centre, VEC staff assisted women to enrol to vote with the support of

one of the peer listeners. Staff at Marngoneet Correctional Centre and Karreenga Annexe delivered a formal training session for peer listeners, none of whom were eligible to vote but all were very engaged and interested in learning more in order to assist other prisoners

- distribution of enrolment forms, postal vote applications, and other information to prisons
- a supported mobile voting service at Fulham Correctional Centre, Marngoneet Correctional Centre and Karreenga Annexe, Melbourne Assessment Prison and Tarrengower Prison.

Democracy Live Program

Democracy Live was the VEC's awareness-raising program for the 2018 State election. Activities focused on busy Southern Cross Station and the Queen Victoria Night Market, as well as Dandenong Market given the cultural diversity of shoppers and typically higher levels of informal voting through that area. The campaign was active during the early voting period to encourage people to vote or to enrol and vote (ie, cast a provisional vote) if they had missed the close of roll. The VEC's multi-lingual Democracy Ambassadors were present to help overcome any language barriers.

The first event at Southern Cross Station was on Derby Day (Saturday 3 November) to target race-going crowds with a free 180 degree photo booth, makeup stand and shoeshine stand – all aimed at creating opportunities for staff to talk to racegoers about getting ready to vote whilst they were getting ready for the races. The second event at Southern Cross Station was during peak hour on Wednesday 14 November to target city workers and featured a lucky dip barrel and free collateral as the drawcards for conversation opportunities. Commuters queued for more than 50 metres to try their hand at the lucky dip. The lucky dip barrel was equally popular at the Dandenong Market on Saturday 17 November.

A guerrilla marketing approach was used at the Queen Victoria Night Market. Staff roamed the market and nearby tram stops, handing out information and starting conversations about the late night voting hours at the nearby early voting centre.

Democracy Live successfully generated awareness and public engagement opportunities. Although the number of engagements was less than half of those in 2014, there was a 230% increase in collateral distributed and a 100% increase in general engagements. Originally, the program was to conclude with a Democracy Live public celebration of democracy on election night whilst watching the live election results in Federation Square, but a booking oversight by Federation Square Management meant this activity could not take place.

7 Staffing the election

The temporary workforce

The VEC's workforce increased to over 20,000 people during the 2018 State election. The temporary election workforce included 24,375 separate roles, with many people performing multiple roles throughout the election period.

The management of the extraordinary recruitment and selection campaigns, the induction and training of appointees and casuals, and the health and safety of the VEC's workforce requires significant planning, coordination, monitoring and ongoing evaluation.

Roles at the election

The VEC operates two pools of people registered to work in election roles: the Senior Election Officials (SEO) Pool and the Election Staff Pool.

The SEOs go through a rigorous recruitment process, whereas there is a simple registration process for people wishing to join the general Election Staff Pool.

Election Management Teams

The VEC has a pool of approximately 300 SEOs who have been trained for management positions during election events. From this, 207 SEOs were appointed to work at the 2018 State election as Election Managers, Assistant Election Managers, SEO Consultants and Election Support Officers.

Eighty-eight Election Managers were appointed to conduct elections for the 88 members of the Legislative Assembly (see Appendix 13). Each Election Manager was responsible for one district – a change from the previous State election where most Election Managers in metropolitan areas were responsible for two districts.

Election Managers are responsible for:

- processing independent candidate nominations

- conducting the draw for the order of candidate names on the ballot papers
- appointing and training voting centre staff including early and mobile voting staff
- overseeing the operation of early and mobile voting centres
- resourcing voting centres for election day
- overseeing voting and counting for the district.

Election Managers also attended a debrief session to discuss process improvements.

One Assistant Election Manager was appointed to each election office, with the exception of 12 districts which had two Assistant Election Managers due to expectations that the management demands would be higher than average because of large geographical areas and an anticipated large number of early or absent votes. Together the Election Manager and their Assistant Election Manager(s) formed the Election Management Team for their election office.

Election officials and casuals

Election Managers appoint people from the Election Staff Pool to work in roles in the election office, early voting centres, mobile voting teams, election day voting centres and counting teams.

The VEC also appoints people from the Election Staff Pool to work on large centralised activities, such as the Centralised Processing Centre, region recheck centres and computer count centre. See Appendix 12 for the election staffing chart.

Secondments

During the election period the VEC was pleased to welcome five staff from interstate electoral commissions on secondments: two from the Northern Territory Electoral Commission; two from the Western Australian Electoral

Commission and one from Elections ACT. The VEC also arranged internal secondment opportunities, which provides valuable learning and development opportunities for existing staff.

Supporting the temporary workforce

The VEC establishes a number of support roles to assist the temporary workforce.

Election Support Officers

A team of 12 Election Support Officers (ESOs) supported the VEC's Election Management Teams. The ESOs were the point of contact between the Election Management Teams, the Electoral Commissioner and other VEC staff. Ten ESOs worked at Head Office assisting Election Management Teams with procedural and other complex issues, including technical and administrative support with systems and processes. Two Field ESOs were mobile and could attend election offices to offer face-to-face operational support and guidance when required.

Helpdesk

Seven Helpdesk operators provided frontline support to Election Management Teams and Region Coordinators. They assisted with the operation of the VEC's Election Management System (EMS), the Personnel System, and other technical matters.

Online training support

An additional ESO was assigned to lead a small team to assist election staff if they were experiencing technical difficulties, had queries, or required assistance with their online training. From Monday 19 to Friday 23 November the online training support team responded to more than 800 support calls and a further 800 emails. The VEC is reviewing the reasons people sought assistance with online training to determine what improvements can be made.

Personnel Helpline

Eight Personnel Helpline operators provided phone and email support to election staff from late September until early December 2018. Over 16,700 calls were answered during this time. The Personnel Helpline assisted election staff to:

- complete new online employment registrations
- access and navigate their Election Staff Self-service portal to update their contact details, enter financial details, accept offers of appointment and access pay advices
- complete electronic timesheets and resolve pay related queries.

The Personnel Helpline was also responsible for managing the review of political disclosures from people wishing to work (see Measures to ensure impartiality, below).

Training

Election Management Team training

Election Managers and Assistant Election Managers completed extensive training comprising home study, face-to-face training sessions at the VEC and in-election-office training in order to prepare for this complex role. Training at the VEC involved one four-day session in August and a one-day briefing in late October. Assistant Election Managers and SEO Consultants completed the same training program as Election Managers, apart from the one-day October briefing.

Election Managers then conducted three days of in-office training with their staff members prior to their election offices opening to the public.

Election Managers and Assistant Election Managers were provided with a comprehensive Election Manual describing their responsibilities and the processes involved. Election Managers were also provided with an Election Diary that sets out the timeline for key tasks and activities.

Election officials and casuals training

All election casuals and officials were required to complete online training, with the exception of counting officers and scrutiny assistants. The Learning Management System (LMS) used to deliver online training included content developed by the VEC for each role. Online training was completed by 98.5% of election staff, compared with 93% at the previous State election.

The VEC provided manuals for a range of roles, and additional training for the more complex roles for Voting Centre Managers, Assistant Voting Centre Managers, Election Liaison Officers, early voting and mobile voting staff.

Staff performance evaluation

Performance evaluation is conducted for all election staff, in order to inform future decisions regarding suitability for appointments.

Measures to ensure impartiality

The VEC is responsible for delivering an independent electoral service and therefore requires prospective appointees to disclose any political memberships and activities that could compromise the organisation's perceived independence. Section 17A of the *Electoral Act 2002* allows the VEC to discriminate against a person in relation to offering appointment on the basis of political belief or activity, and this discrimination is lawful under the *Equal Opportunity Act 2010*.

The VEC's personnel system requires prospective staff to fill out an online Disclosure of Political Activities questionnaire at the time they are offered an appointment. Anyone who was ineligible for appointment after assessment of their questionnaire was notified within two business days. Of all the disclosures made, 211 prospective appointees were initially disqualified. An appeals process was available and the VEC received 41 requests for review, of which 18 decisions were overturned and offers of appointment subsequently made. A total of 193 prospective appointees were disqualified from being appointed as an election official or election casual under this provision.

Staffing challenges

Finding the right people to fill over 24,000 complex and temporary roles across the election presents a challenge for the VEC.

Recruiting Senior Election Officials

Recruitment for the SEO pool takes place in non-election years. The VEC needs to refresh the pool after each major event as some SEOs retire, to ensure the pool maintains sufficient quantities of appropriately skilled and trained people ready for appointment as either Election Managers or Assistant Election Managers. Finding people with the requisite skills and availability is challenging: these staff need strong managerial skills and the ability to ensure compliance with complex processes, as well as be able to commit to full time work for a short period of time (approximately 3-4 months) every two years. Although the majority of people in the SEO pool are retirees, the VEC is committed to engaging a diverse workforce and has recruited people who work in freelance or consulting positions, or who have family commitments but are able to take on full-time work for short periods of time.

Recruiting staff for voting centres

Election Management Teams need to appoint people from the election staff pool to approximately 15,000 roles for election day. A number of contributing factors made this more difficult in 2018:

- a strong labour market means there is less demand for work
- the VEC's new policy to appoint people from within their own district in the first instance, rather than recruiting from other districts
- the short timeframe within which offers can be made and accepted
- the long working hours required on election day.

In response to these issues, the VEC will be reviewing the 'own district' appointments policy and improving the process for making offers to potential election staff.

Country election offices have the added complexity of finding people willing to travel the long distances between the election office and outlying voting centres, and drive on dark country roads to return materials to the election office or other collection point after working a very long day – in many cases beginning before 7.00 am. The VEC will continue to work to ensure the safety of staff required to work long hours during an election.

Managing long working hours

Elections involve intensive periods of work on time-sensitive tasks, which can lead to working long hours. The VEC is mindful of this and in 2018 implemented a number of arrangements aimed at keeping staff working hours to reasonable limits. This included:

- increasing the number of staff working in voting centres in order to complete the counting and packing up of materials by 10.00 pm
- appointing additional staff to every election office
- encouraging Election Management Teams and office assistants to work shifts over the election weekend to reduce fatigue and possible stress.

While these strategies worked for some offices, the VEC's debriefing process highlighted the need to continue to work on strategies to support Election Management Teams in order to reduce work hours and stress.

Despite these challenges, a staffing survey revealed 93% of election casuals and officials are interested in working at future elections.

Engaging young adults

Following the 2016 Local Government elections it was identified that less than 10% of the election workforce was under the age of 25. For the 2018 State election, the VEC used specific campaigns

to increase the number of under-25 year olds registered on the election staff database, and increase the percentage of under 25 year olds appointed to election roles to at least 20%.

Registering more young adults

At the start of the project, the VEC identified 31 target districts – predominantly in regional areas – where less than 10% of the staff on the database were under the age of 25. The VEC recorded interviews with four under-25 year olds who had worked at a recent election and created four 30-second videos to post as sponsored content on social media, specifically aimed at young people in the 31 target districts. Sponsored posts reached a weekly audience of 55,000, which resulted in 3,000 people visiting the employment page on the VEC website each week. In addition, the VEC posted on university job boards, encouraged existing election staff to refer a friend via an email campaign, and engaged directly with youth networks through education and community groups.

From June 2018 to January 2019, the percentage of under-25 year olds registered on the election staff database increased to 21%. The number of districts with less than 10% of the registered staff under the age of 25 was reduced from 31 to three. These three districts still increased the number of under-25 year olds registered for work: Mildura increased from 3.93% to 9.32%; Nepean increased from 4.70% to 8.44%; and Ripon increased from 6.99% to 9.01%.

Appointing more young adults

In most cases, Election Managers appoint staff for each district so it was critical that they were equipped with the knowledge, motivation and support to appoint a higher number of under-25 year olds than ever before. The VEC included the following in Election Manager training:

- discussion of the importance of diversity for high performing teams
- strategies and techniques to recruit staff under 25 years old

**Election officials by age
2014-2018**

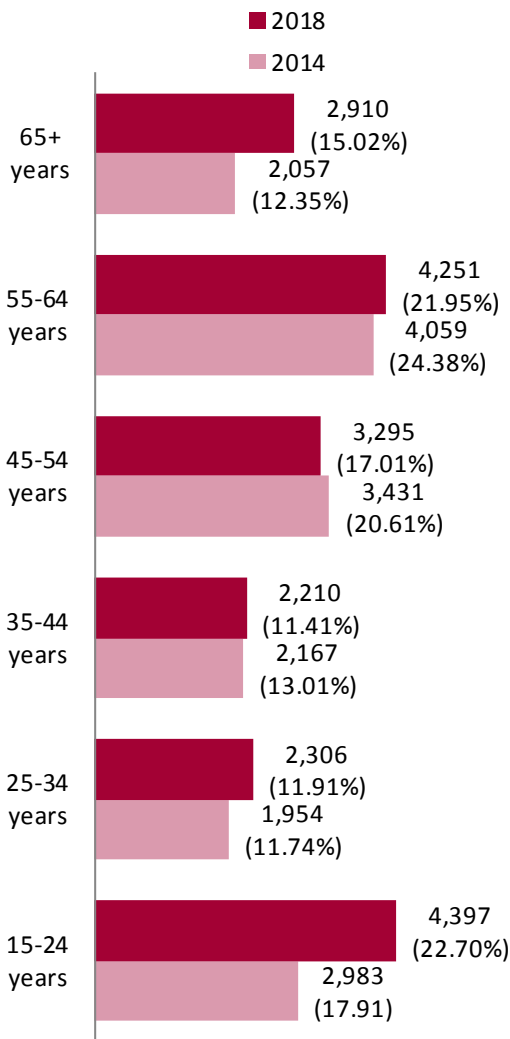


Figure 11: Election officials by age cohort, Victorian State elections 2014-2018.

- a challenge to appoint under-25 year olds to at least 20% of election roles for their district, and to reflect on this challenge as part of their performance review.

Management teams rose to this challenge and under-25 year olds represented 22.70% of the total 2018 State election workforce (see Figure 11). In addition, many management teams developed new recruitment strategies relevant to the communities in their districts which the VEC can further investigate.

Supporting a diverse workforce

The VEC’s goal is to appoint an election workforce that reflects the diversity of the communities they serve. As part of this commitment, and in order to deliver on the VEC’s Reconciliation Action Plan and Disability Action Plan, initiatives that were implemented for the 2018 State election included:

- engaging Aldara Yenara, a consultancy focussing on improving the lives of Aboriginal and multicultural communities through education, mentoring and support
- the Be Heard! Democracy Ambassador Program which recruited, trained and supported a diverse range of election casuals who represented people with disabilities, those with a lived experience of homelessness, and those from Aboriginal and culturally and linguistically diverse communities
- training of Election Managers on the benefits of a diverse workforce and inclusive practices.

Many election staff were multi-lingual, with the top 10 additional languages being Hindi (spoken by 8.35% of the election workforce), Italian (8.13%), Mandarin (5.65%), Greek (5.54%), Cantonese (5.08%), French (4.87%), Vietnamese (4.02%), Arabic (2.92%), German (2.87%), and Spanish (2.71%).

Occupational Health and Safety

All Election Managers were briefed on Occupational Health and Safety (OH&S) matters during training, covering topics such as hazard identification, incident reporting, managing workloads and breaks, and workplace assessments. These key messages were reinforced in the final briefing to Election Managers in October 2018, and detailed information about emergency management and OH&S was included in the Election Manual. Election Managers also had electronic access to further information regarding OH&S, including VEC policies and procedures.

7 Staffing the election

Election Managers were required to place OH&S posters in election offices and complete Workplace Safety Checklists every time they reconfigured the layout of their election offices. Fatigue and manual handling were identified as the two biggest risks, and staff were provided with a fatigue self-assessment form and fatigue checklist, a manual handling Safe Work Procedure document, and 'heavy lift' labels for packages. Election Managers and Voting Centre Managers were issued with emergency instructions attached to lanyards. Managers were required to update their lanyards with information relevant to their specific venue, and to wear the lanyards at all times.

All staff completing online training were required to complete a module on Health and Safety Essentials. This module had a completion rate of 98.74%.

With the increased focus on incident reporting through the training programs, there was a correlating increase in incidents reported over the election period compared to the 2014 State Election. This is a sign that the VEC's election workforce is listening to the focus on occupational health and safety, and taking appropriate action. Of the 198 incident reports lodged, 75 involved election staff, 91 involved members of the public and eight incidents involved VEC employees. There were 128 incidents that resulted in an injury, with four of these resulting in workers compensation claims. Of note, 38% of all incidents were slips, trips and falls – down by 12% on the 2014 State election period as a result of the corrective actions applied as mentioned above.

8 Voting

Voting services

The Victorian Electoral Commission (VEC) sought to maximise voter participation and reduce informal voting by providing Victorians with the voting services and information they need to participate fully and appropriately in the election.

The VEC offers many voting services, including voting in person on election day or in the two weeks prior, mobile voting, voting by post and secure email link, interstate and overseas voting, and telephone assisted voting. These services are designed to provide every elector with a quality and convenient service in which to exercise their democratic rights. Central to this commitment to electors is a focus on securing voting centre venues that are fully wheelchair accessible.

Voting centre accessibility

Voting centres were established primarily in schools and community halls, with a preference for those venues that were wheelchair accessible. Disability and community groups were invited to suggest suitable voting centres that the VEC had not already identified.

Election Managers conducted an accessibility audit of all selected venues in order to classify each according to recognised national accessibility standards. Whilst the number of fully accessible venues increased compared to the 2014 State election, the VEC continues to be disappointed with the lack of wheelchair-accessible venues available for use as voting centres – particularly given that most of the venues are State Government-owned. See Figure 12 for accessibility rating of election day voting centres.

Additional voting accessibility

Electoral information in English and 20 other languages was available on the VEC's website, as well as information about a telephone interpreter service. The telephone service

Wheelchair accessibility, Election Day voting centres 2006-2018

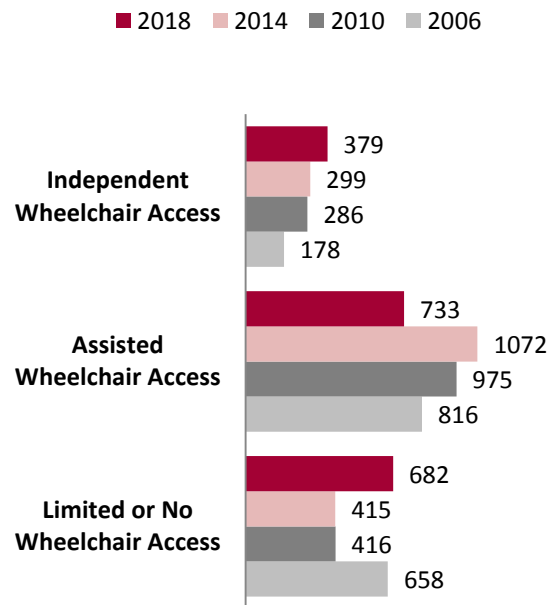


Figure 12: Wheelchair accessibility of Election Day voting centres, Victorian State elections 2006-2018.

provided pre-recorded information and an option for the caller to request the services of an interpreter. Voting instructions in a range of languages were also printed on the voter-facing side of voting screens at voting centres.

The VEC website conforms to the Web Content Accessibility Guidelines 2.0 conventions and also contains a link to BrowseAloud, a downloadable application that reads the text on a website.

Legislative changes impacting voting centres

The *Electoral Legislation Amendment Act 2018* introduced a number of changes impacting campaigning and signage outside voting centres. This included: increasing the distance from the entrance to a voting centre where campaigning is prohibited from three metres to six metres (s158); placing a limit on the number and size

of election related signs that can be exhibited within 100 metres of a designated entrance to a voting centre (s158A); and making it an indictable offence to subject any person campaigning for votes within 100 metres of a voting centre, to violence or intimidation (s152(4)).

The VEC appointed an additional staff member to each voting centre to assist in the administration of the new provisions and provided training and additional information to support the management of these requirements. The VEC also briefed registered political parties and candidates on its proposed approach to administering the new laws to ensure questions of interpretation could be addressed before the early voting period and election day itself. Overall, implementation of the new arrangements in regard to signage progressed relatively smoothly, with most questions relating to the number of signs that candidates endorsed by registered political parties were entitled to display at each venue. In addition, some parties did not consider the proximity of early voting centres when arranging outdoor advertising (eg. electronic billboards), which exceeded the maximum permitted size. In all cases, such instances were resolved satisfactorily. One matter in relation to alleged intimidation at an early voting centre was referred to Victoria Police.

Voting on election day

Voting took place between 8.00 am and 6.00 pm at 1,794 voting centres throughout Victoria on Saturday 24 November 2018. Voters were able to cast an ordinary vote at a voting centre within their electorate, or an absent vote at any voting centre in the State outside their electorate. The VEC establishes a number of joint voting centres with the aim of reducing the number of absent votes issued at voting centres located close to electorate boundaries, thereby speeding up the voting process for affected electors (see Figure 13).

Voting centre locations and accessibility details were promoted through the public enquiry service, website, mobile app, election guides and metropolitan and regional newspapers.

Estimates for the number of voters anticipated to attend each election day voting centre were based on data from the 2014 State election and took into account increased enrolment and early voting. The VEC reviewed its election workforce planning when developing the plan for the 2018 State election.

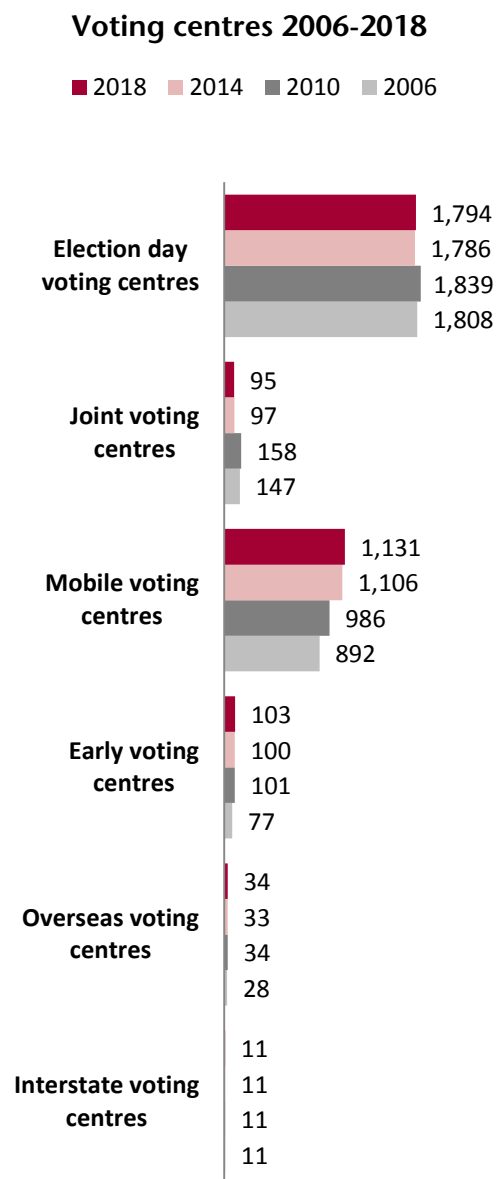


Figure 13: Number and type of voting centres at Victorian State elections 2006-2018.

Absent votes

On election day 950 laptops were deployed to 873 voting centres across the State to allow electronic roll mark-off of electors casting an absent vote. Absent votes at these voting centres were placed directly into the ballot box on completion of each ballot paper instead of into a declaration envelope, therefore removing the amount of processing time required prior to counting. Of the 250,403 absent votes cast across the State, 174,409 were cast at laptop voting centres on election day.

Voting before election day

There has been a significant increase in the number of votes being cast before election day at Victorian State elections. In planning for the 2018 State election, the VEC made a variety of arrangements for electors who were unable to attend a voting centre on election day.

Electronic roll mark-off

The provision of electronic roll mark-off facilities at early and mobile voting centres - and at some absent issuing points at election day voting centres - meant that 1,557,616 electors were able to be marked directly off the electronic roll at the time of being issued with ballot papers. This improved the voting process for these electors. It also allowed the counting of votes to take place as soon as voting closed on election day, or for absent votes once the votes were received by the home electorate, once necessary reconciliations had been completed. During the election a total of 1,506 electronic roll mark-off devices were deployed (556 during early and mobile voting and 950 on election day). This improved the voting process for these electors.

Early voting in person

Early voting in person was available at 103 early voting centres throughout Victoria. These early voting centres were open for two weeks, from 9.00 am on Monday 12 November to 6.00 pm on Friday 23 November. In addition, they were open until 8.00 pm on Thursday 22 November, and from 8.00 am to 5.00 pm on Saturday 17 November to meet the needs of electors. Whilst

the number of early voting centres in 2018 was similar to the previous two elections, the VEC recognises that there will need to be more venues at future elections to cope with the high number of early voters and to meet expectations.

Legislative change moved the commencement of early voting from 4.00 pm on the day nominations closed, to 9.00 am on the Monday following the close of nominations. This change provided more time for the VEC to produce and distribute fully printed ballot material to each early voting centre in time for the commencement of early voting.

Eighty-seven of the 88 election offices operated as early voting centres. An additional 16 early voting centres were established to supplement election offices, in districts with larger geographical areas and those anticipating large numbers of electors from across the State, such as Melbourne CBD and Melbourne Airport. A list of early voting centres is included as Appendix 8. The VEC received a small number of complaints relating to the location of early voting centres (see Section 12: Complaints management).

Operating hours at the Melbourne Airport early voting centre were extended to meet major flight departure times. It was open from 9.00 am to 10.00 pm on Monday 12 and from 5.00 am to 10.00 pm from Tuesday 13 to Thursday 22 November, and until 6.00 pm on Friday 23 November.

Mobile voting

The Electoral Commissioner has the authority to appoint certain establishments as mobile voting centres, to enable those electors to vote on-the-spot when a mobile voting team visits in the lead-up to a State election. These establishments include nursing homes, hostels, prisons and hospitals. There were 1,130 mobile voting centres appointed for the 2018 State election, compared with 1,106 locations in 2014. Some venues requested postal voting services only and 982 requested a mobile voting team to visit. Netbooks were used at mobile voting centres and provided access to the State electoral roll to assist election officials to identify each elector's correct enrolment details and to mark them directly on the VEC's central database as having voted.

Interstate and overseas voting

Early voting was available at 11 interstate and 34 overseas locations. A total of 9,311 votes were returned from voting centres outside Victoria during the 2018 State election (see Appendix 9 for interstate voting centres and Appendix 10 for overseas voting centres). This is almost 29% less than 2014 (see Figure 14).

The VEC was unable to offer postal voting administered by overseas locations. Due to heightened security around High Commissions and embassies, the VEC was informed that while these agencies were able to distribute outbound mail, they were unable to receive inbound mail.

Postal voting

Electors had until 6.00 pm on Wednesday 21 November to apply for a postal vote. Due to legislative change, the closing date to apply for a postal vote at the 2018 State election was one day earlier than at previous elections. Electors could apply for a postal vote by:

- completing an application online via the VEC website (new for 2018 due to legislative amendment)
- collecting a postal vote application form from any post office in Victoria
- collecting an application form from any election office or interstate voting location
- calling the VEC's Public Enquiry Service to request an application form be posted to them.

Some applications arrived after the deadline and could not be processed. The VEC called these electors to offer them alternative voting options such as early voting or election day voting.

All postal vote applications were processed centrally for the 2018 State election. Most were completed online and, once submitted by the elector, were immediately available in the VEC's Election Management System (EMS). Applications received via mail were scanned and uploaded into the EMS. Most applications were able to be processed electronically, which eliminated labour-intensive handling of paper applications and helped to ensure the efficient delivery of ballot packs. Paper applications that could not be scanned were processed manually. The EMS enabled election officials to track all applications and inform electors of the status of their application at any time. Electors who applied online were also emailed a tracking number so that they could track the progress of their application via the website.

The VEC again established an email ballot material service for the 2018 State election. This facility was only available to electors in remote areas or overseas who would experience difficulty in accessing postal facilities. Electors could submit a postal vote application online, and provide an email address for receipt of ballot material. The VEC processed each application and the system automatically generated an email to each of these electors containing a secure link to all ballot material required to vote. To access the ballot material file via the email link, each elector was required to enter verification information provided by them at the point of application.

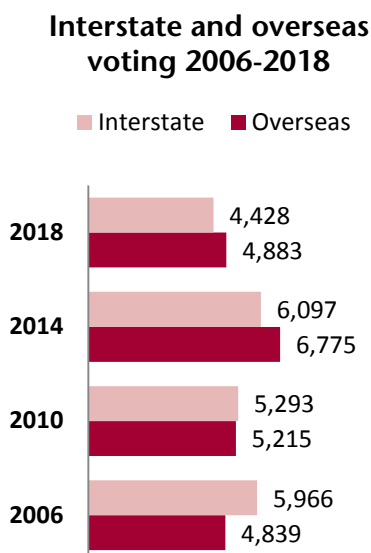


Figure 14: The number of votes cast at interstate and overseas voting centres, Victorian State election 2006 - 2018.

A total of 12,268 emailed ballot packs were dispatched during the election compared to 2,603 at the 2014 State election. It is assumed this increase is due to the convenience for electors outside Victoria to be able to vote without having to attend an early voting centre in person, or to apply for a postal vote using mail services.

The VEC received a large number of postal vote applications from the Liberal Party, which had dispatched applications in certain districts. These applications came directly back to the VEC using the reply paid service.

Once the initial backlog of applications was cleared (within two working days of the roll being available), the VEC endeavoured to process all further applications on the day they were received.

Some email voters experienced difficulties in accessing the downloadable files, although the VEC was able to rectify this issue. Additionally, during the VEC's regular quality assurance processing it was identified that ballot papers had not been dispatched to a small number of electors. The VEC quickly contacted each affected elector and made arrangements for the postal vote to be dispatched to them, or to vote on election day.

Some electors who applied for a postal vote also voted at an early voting centre prior to receiving their ballot pack. The use of Netbooks at all early voting centres enabled the VEC to identify any elector who had been issued with, but had not returned a postal vote, and to cancel that postal vote. If the postal vote was returned, it was rejected by the system and not counted.

Australia Post is an important partner in the postal voting system, and the VEC used the 'Express Post' network for delivery of election material in the week prior to election day. This helped ensure that material was delivered in sufficient time for electors to complete and return their ballot material.

From the Monday prior to election day an elector's declaration could be quickly checked against either the elector's signature on the scanned image of the postal vote application or the verification

question and answer on the online application. As a result, all postal votes in the hands of the VEC at the close of voting that could be included in the count were counted on election night.

Antarctic electors

An 'Antarctic elector' is an elector who has made a request under the Act to be treated as such while employed in Antarctica. Eleven votes were cast by Antarctic electors and included in the count.

General postal voters

All 98,842 general postal voters (GPVs) registered at the close of roll were issued with postal ballot material.

Telephone Assisted Voting

Since 2006, the VEC has provided in-person electronic voting during early voting for electors who are blind or have low-vision, a motor impairment or insufficient literacy skills. The number of electors using this service has previously been low, with no more than 199 votes cast within Victoria at each election since it was introduced.

Part 6A of the Act was updated prior to the 2018 State election to allow for the provision of electronic assisted voting for a prescribed eligible class of electors, without requiring them to vote in person at a voting centre. The VEC developed Telephone Assisted Voting (TAV) to allow these electors to exercise their democratic right to vote.

To access TAV, electors were required to make two telephone calls: the first call was to register for a Telephone Assisted Vote and receive a unique registration ID and PIN; and the second call was to cast their vote. At no point during the second call was the elector identified by name or address. To facilitate this requirement and to ensure the secrecy of the elector's vote, the VEC established two call centres at the Melbourne head office in different areas of the building.

At the close of voting 1,199 electors used TAV – an increase of 1,000 compared to users of the in-person system provided within Victoria at the 2014 State election.

Additional voting services

The VEC is committed to ensuring maximum accessibility to voting. Several major events were scheduled for Saturday 24 November, including the Ballarat Cup, Daylesford Agricultural Show, Frankston's Christmas Festival of Lights, 2018 Gravity Enduro Cup, the Great Victorian Bike Ride, Queenscliff Music Festival, and the Timboon Artisan Festival. The VEC contacted the organisers of these events to coordinate information for participants, examine opportunities to advertise in relevant publications, or to provide information regarding voting centres close to the events.

Counting the votes

The count begins

The counting of votes began at the close of voting on Saturday 24 November and continued through until Tuesday 11 December when final results for the Legislative Council were calculated. Counting timelines and processes differed according to the type of vote being counted and whether it was for the Legislative Assembly or Legislative Council.

Vote types

There are different types of votes that are cast at an election. The type of vote and where it was cast affects when it will be counted.

During the early voting period an elector may cast an early vote in person at any early voting centre within Victoria, interstate or overseas. Alternatively an elector may opt to vote by post.

Election day voting is only available within Victoria, although electors can vote at any voting centre across the state. Votes cast by electors at an election day voting centre in their own district are referred to as ordinary votes and are counted after the close of voting at the voting centre where they were issued. Votes cast by electors attending a voting centre outside of their enrolled district are referred to as absent votes and are not counted on election night.

Postal votes

At the 2018 election all postal votes were counted at the centralised Postal Vote Count Centre (PVCC) from election night. This differed from previous elections and allowed election offices to focus on counting own district early votes on election night where previously they would have counted postal votes.

The establishment of the PVCC also allowed the VEC to minimise the movement of ballot papers across the state during the counting period.

Early votes

Early votes cast within an elector's district are counted within the district, while those cast outside an elector's district are forwarded to the appropriate election office for counting after election day. In 2018 the exception was that early votes cast via Telephone Assisted Voting, and at interstate and overseas early voting centres, were counted at the PVCC in order to minimise the movement of ballot papers received centrally.

Absent votes

Voting centres with an electronic copy of the State-wide roll for absent vote issuing reconcile the completed ballot papers, and then enclose them in specially designed envelopes to be forwarded to the appropriate election office for counting after election day. Absent votes that were issued using a declaration envelope are forwarded to the appropriate election office after election day.

'Marked as voted' votes

Electors found to have already been marked on the roll when they attend to vote, but claim not to have voted, are issued with ballot papers that are included in a 'declaration' envelope once completed. Any 'marked as voted' votes are checked to determine if they should be included in the count. Votes cast within the elector's district are included in the count in the election office after election day, and those taken outside of the elector's district are sent to the appropriate election office for the completion of relevant checks and counting after election day.

Provisional votes

Electors who believe they should be on the roll but cannot be found on the roll complete an 'Application for Enrolment/Provisional vote'. These votes are checked to ensure electors are eligible to enrol, prior to the votes being admitted for further scrutiny. Votes cast within

the elector's district to be admitted to the count are counted in the election office, and those cast outside of the elector's district are sent to the appropriate election office after election day and admitted to the count after the relevant checks.

Counting on election day

The counting of votes commenced at 6.00 pm on election day, but the preparations began hours before voting closed. At the centralised PVCC, election staff established a restricted zone where they extracted postal votes for all districts and regions from their envelopes from 8.00 am until 6.00 pm – early extraction, sorting and reconciliation was allowed for the first time under new legislation. After completing verification activities, election staff extracted ballot papers from over 186,000 envelopes (86.44% of the total postal votes that had been returned prior to election day.) Meanwhile, in election offices from 4.00 pm until 6.00 pm, election officials established restricted zones for sorting and reconciling own district early votes. Once complete, sorting continued for early votes for other districts and regions. The higher than anticipated number of early votes made this a labour-intensive task, with large teams working through the night and into Sunday. Given the upward trend in early voting, the VEC will recommend to further increase the preliminary sorting period for early votes.

Once voting closed at 6.00 pm, counting commenced at each voting centre, election office and the PVCC.

Ordinary votes issued in election day voting centres made up 48.27% of the total vote counted for the election and were counted in voting centres on election night. Voting centre staff conducted three ordinary vote counts on election night. District votes (to elect the Legislative Assembly) were counted twice as follows:

- first-preference count
- two-candidate-preferred count.

The two-candidate-preferred count (2CP) involves the distribution of preferences to the two candidates considered most likely to be in the lead. The purpose of the 2CP is to provide an early indication of the election result.

Region ordinary votes (to elect the Legislative Council) are also counted to first preference by group above-the-line (ATL) and below-the-line (BTL) and any ungrouped candidate.

At the PVCC, all extracted district postal votes were counted to first preference and the 2CP. At each election office, all own district early votes were also counted to first preference and the 2CP. No counting of region postal or early votes took place on election night.

Election day performance targets

The VEC set strong targets for the counting of votes. These performance targets covered the publishing of results within two hours of the close of polls, the counting of votes on election night, and the counting of votes on election weekend.

Two hour target — voting centres

The target to have more than 75% of own district first preference results from voting centres published within two hours of the close of polls was not reached. Instead, 64.33% of voting centres had their results published by 8.00 pm on election night. One hour later, however, the VEC had published 87.96% of own district first preference results.

Election night target — early and postal

The VEC achieved its target to count 90% of own district early votes held at the election office on election night, with 99.33% of own district votes cast in early voting centres counted. However, the target to complete district first preference counts for 90% of all postal votes returned by close of voting was not achieved, with 86.44% being verified and sent to extraction. The decision was made to exclude envelopes returned on the Friday before election day given that

verification activities on these envelopes could not be completed before the Saturday extraction. However, 100% of the postal votes that were extracted on election day were counted that night.

Overall election night target

The target to count 75% of total district votes counted for the election on election night was exceeded, with 79.08% counted during this time.

Counting after Election Day

Region early votes that were cast by electors in their own district were counted to first preference in election offices from Monday 26 November. Region postal votes extracted on election day were counted to first preference on Sunday 25 and Monday 26 November at the PVCC.

From Tuesday 27 November, Election Managers began receiving votes cast by electors outside their district from other election offices via the declaration exchange, which were reconciled and processed before counting. As per counting on election night, three counts were then conducted on all votes received, including any own district ‘marked as voted’ votes and any own district provisional votes once assessed for eligibility:

- first preference count — district
- two-candidate-preferred count — district
- first preference count — region

During monitoring of the 2CP counts on election night it was identified that there were some districts that required a correction to 2CP candidates. New 2CP counts were required for Geelong, Pascoe Vale, Shepparton and Morwell Districts. Election offices commenced corrected 2CP counts from the Monday after election day. In Werribee District it was not clear who the 2CP candidates would be. The VEC subsequently conducted a full preference distribution for Werribee District.

The VEC processed 36,312 provisional declarations from people who could not be found on the roll when they arrived to cast a vote (see Figure 15). Of these, 26,097 were subsequently counted. Those rejected were largely due to

Unenrolled/provisional declarations 2006-2018

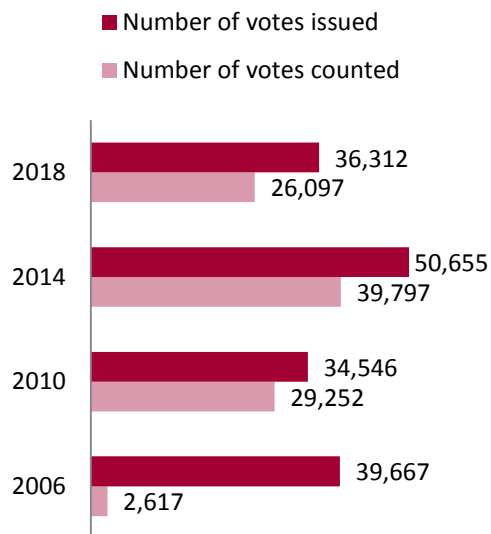


Figure 15: The number of provisional declaration votes issued and counted, Victorian State elections 2006-2018.

the elector not being entitled to enrol. The VEC will continue to focus the enrolment phase of its election advertising on the close of roll date, so that the number of electors enrolling on the day is manageable at voting centres, and to reduce the number of rejected provisional votes.

By Thursday 29 November – five days after election day – 91.40% of all first preference votes had been counted. First preference counts of postal votes, which could be received up until 6.00 pm on Friday 30 November, as well as all votes returned from interstate and overseas venues, continued through the first weekend in December.

District rechecks

Election officials recheck the formality and first preferences for all district ballot papers. This is a normal part of the counting process and results are adjusted to correct any discrepancies.

In 2018, district rechecks were conducted manually, with the exception of Melbourne District where preferences were entered into the VEC’s computer count application. This was a trial to test the feasibility of data-entering district ballot papers at a State general election – a counting method that would streamline the

counting process and allow for the distribution and analysis of raw preference data per district. The VEC will investigate the option of implementing this counting method more broadly at the district level at future elections.

District preference distributions

Preference distributions determine the result of an election in any district in which no candidate obtained an absolute majority of first preference votes (ie, more than 50%).

Following the recheck, the candidate with the fewest first-preference votes is declared excluded, and votes for that candidate are distributed to the remaining candidates according to the preferences on the excluded candidate's ballot papers. This process continues until one candidate obtains an absolute majority of the formal votes. Preference distributions were conducted in 48 districts in 2018.

The VEC's computer count application was used to calculate the Melbourne District preference distribution on Friday 30 November. All manual preference distributions commenced on Monday 3 December and were completed by Wednesday 5 December.

District recount

A recount can be called when the election result is close, and involves reviewing and recounting parcels of votes. One recount was conducted for the 2018 State election, for the Ripon District. Candidates Louise Staley (Liberal Party) and Sarah De Santis (Australian Labor Party) were separated by 31 votes at the end of the preference distribution, with Ms De Santis as the successful candidate. The recount was conducted from Wednesday 5 until Saturday 8 December, with the final margin reducing to 15 votes, with Ms Staley as the successful candidate.

Ms Staley was declared elected on Monday 10 December. An application requesting a further recount was made to the Court of Disputed Returns in January 2019. See Section 13: Inquiries and disputes.

District two-party preferred counts

For statistical and analytical purposes, it can be useful to see how the vote across the state is divided between the Labor Party and the Liberal and National Coalition. The VEC uses two-party-preferred (2PP) counts in those districts where the two-candidate-preferred (2CP) count or the preference distribution does not show how the vote is divided between the two main parties.

If required, the 2PP count takes place once all the counting for the district has been completed. In 2018, the VEC conducted 10 2PP counts. Further details are in Section 16: Analysis of the election.

Region count

First-preference votes for the Legislative Council were counted at voting centres on election night. The count at the PVCC at the Melbourne Showgrounds occurred from Sunday 25 November and at election offices from Monday 26 November.

Region rechecks

As per the district recheck process, election officials also recheck the formality and first preferences for region ballot papers. For the 2018 State election, the VEC implemented a hybrid region recheck model. Ballot papers for the five metropolitan regions were transferred from election offices to the Metropolitan Region Recheck Centre (MRRC) at the Melbourne Showgrounds for rechecking. In the three country regions, a designated region recheck team was established in each election office to recheck all ballot papers counted to first preference in that office. Region votes counted to first preference at the PVCC were also rechecked at the PVCC.

A full recheck of all region above-the-line and informal ballot papers took place from Sunday 25 November until Friday 7 December. During the recheck, all votes were kept in their specific parcels. As the recheck for each parcel was completed, the ballot papers were packaged into 'those marked below-the-line (BTL)', 'those marked above-the-line (ATL)' and 'those

deemed to be informal'. All formal ballot papers marked ATL and informal ballot papers were retained at the respective recheck centre (MRRC, PVCC or individual election office).

The BTL votes were only check-counted – rather than fully rechecked – as they would effectively be rechecked when data-entered into the VEC's computer count application as part of computer count activities. Two teams of 30 data-entry operators were established for the metropolitan computerised count, housed in the same building as the MRRC. Individual parcels containing BTL ballot papers were passed to the computer count team from Friday 30 November until Tuesday 11 December. The PVCC also delivered its individual BTL parcels to the metropolitan computer count team on Monday 3 December.

A team of up to 20 data-entry operators was established at each of the three regional computer count centres in Ballarat, Shepparton and Warragul. Individual BTL parcels were delivered to the respective regional computer count centres on Wednesday 5 December. The PVCC also delivered its individual BTL parcels to the regional computer count centres on Wednesday 5 December. Data entry then occurred from Thursday 6 to Sunday 9 December.

Data from BTL ballot papers was entered into the computer count application, twice. The application identified discrepancies between first round and second round for the data entry operator to review and correct. During data entry, the computer count application identified ballot papers deemed to be informal, which were passed to the informal checking team to determine if they were formal ATL, formal BTL, or remained as informal.

When all BTL ballot paper data had been entered a second time, the total number of ATL ticket votes for each group (comprising those held at the respective recheck centre, and those identified at the computer count centre) was uploaded into the computer count system.

Once ATL and BTL data had been entered into the computer count application, the number of informal ballot papers (comprising those at the respective recheck centre and those at the computer count centre) was entered into the system.

When all ballot papers to be included in the calculation of results had been entered into the computer count application, a final reconciliation of all ballot papers for each region took place prior to the results being calculated. The calculation of results for all eight regions commenced at 2.00 pm on Tuesday 11 December. Results were published as 'provisional' awaiting the declaration of results which took place from 6.00 pm on Tuesday 11 December. This was in-line with the proposed schedule outlined in the Service Plan.

Count process summary and transparency

Scrutineers are permitted to be present at all stages of counting. Election Managers publish candidate bulletins when required, outlining counting activities in their offices. Counting activities were also published daily to the VEC website to allow candidates and registered political parties to plan scrutineer activities.

Results feed

All results were progressively displayed on the VEC website and results reports were made available to scrutineers. Election results were also provided as downloadable data files in a form that could be programmed for media coverage. These files included information on candidates, party affiliation (where applicable) and voting locations.

Virtual Tally Room

More than 250,000 people accessed the VEC's Virtual Tally Room from election night until it was decommissioned on Monday 26 November – a substantial increase on the 103,190 users in 2014. There was significant interest in the results for close seats.

10 Compulsory voting

Enforcement of compulsory voting

After a State election, the VEC carries out activities related to the compulsory voting provisions contained in the Act.

Excuse processing and roll scanning

Excuse processing commenced in mid-December 2018. Elector information reports completed at voting centres that provided reasons an elector could not vote (such as illness or death) and excuses recorded by the Public Enquiry Service were processed through the compulsory voting module of the VEC's Election Management System (EMS). These electors and those whose postal vote declarations were received too late to be admitted to the count were marked in the system as excused from voting.

Roll scanning is a major component of the non-voter follow-up exercise. It commenced in early January 2019 and took approximately four weeks to scan the 8,124 rolls used at election day voting centres, early voting centres and mobile voting centres to mark electors as having voted.

The technology used for roll scanning allows for a 2% tolerance when reading the marks on the roll against the number of ballot papers recorded as being issued. The tolerance allows for a slight variance during the reconciliation of ballot papers.

Where the tolerance level is exceeded, each scannable roll is manually reconciled by counting every mark on each page of the roll. This ensures that every elector marked on a roll as having voted at a voting centre is recorded in the EMS, and helps ensure that electors are not incorrectly issued with an Apparent Failure to Vote notice.

Enforcement of compulsory voting

There are three stages to the enforcement of compulsory voting (see Figure 16).

Stage one — Apparent Failure to Vote Notices

The first stage of the non-voter follow-up process is conducted under Part 9, Division 2 of the Act. The VEC sends Apparent Failure to Vote Notices to those electors who appear not to have voted in an election. Apparent non-voters have 28 days from the date of the notice to provide a valid and sufficient excuse for failing to vote, or to provide information as to where and when they voted.

A total of 255,151 Apparent Failure to Vote Notices were generated in early March 2019 and mailed to electors. The deadline for response to this notice was 16 April 2019.

Stage two – Infringement Notice

The second stage of compulsory voting enforcement is conducted under the *Infringements Act 2006*. An Infringement Notice is sent to electors who did not respond to the Apparent Failure to Vote Notice, or who did not provide a valid and sufficient excuse. This notice includes a penalty amount currently set at \$81. Non-voters have 35 days to respond by making the penalty payment or seeking a review of the infringement. Consideration is given to written correspondence detailing reasons for failing to vote.

During the infringement notice stage a non-voter has the option to have their matter heard directly at the Magistrates Court.

A total of 191,452 Infringement Notices were generated in May and mailed to those who did not respond, or who provided an invalid response to the Apparent Failure to Vote notice.

10 Compulsory voting

Stage three – Penalty Reminder Notice

A Penalty Reminder Notice is sent to those who do not pay the infringement penalty (or have not had their infringement withdrawn as a result of an internal review). A penalty reminder notice fee of \$25.10 is added to the original penalty amount. Non-voters have 28 days to respond to the Penalty Reminder Notice by making the penalty payment or seeking a review of the infringement. A non-voter has the option to have their matter heard directly at the Magistrates Court.

The 152,252 non-voters who had not paid the infringement penalty by the due date (mid-June) were sent a Penalty Reminder Notice in early July, with an added amount for prescribed costs. The anticipated completion date of the Penalty Reminder Notice stage is mid-September 2019. Follow-up of all remaining non-voters will be instigated with the Director, Fines Victoria (anticipated to be mid-October), and reported in future Annual Reports. A trend observed for this election is a lower response rate at each stage of the enforcement of compulsory voting process.

Enforcement of compulsory voting	Number
Total electors enrolled	4,139,326
Total marked as voted	3,742,953
Electors not marked as voted	396,373
Apparent Failure to Vote Notices sent	255,151
Infringement Notices sent	191,452
Penalty Reminder Notices sent	152,252

Figure 16: Compulsory voting enforcement, 2018 Victorian State election.

11 Funding and disclosure

New funding and disclosure laws

In the lead up to the 2018 State election, the Victorian Parliament made changes to the *Electoral Act 2002* (the Act), including new funding and disclosure laws for Victoria.

The laws came into effect in two stages:

- Stage one on 1 August 2018
- Stage two on 25 November 2018, the day after election day

The laws introduced new obligations for any person or entity that gives or receives political donations, including registered political parties, candidates, groups of candidates standing for the Legislative Council, elected members, associated entities, third party campaigners, nominated entities, as well as donors.

Stage one

From 1 August 2018, the Act banned anonymous donations over \$1,000, all foreign donations, and allowed for each registered political party to nominate a 'nominated entity', which exempts it from the donation cap for donations to that registered political party.

Stage two

From 25 November 2018, the ongoing disclosure and reporting obligations came into force, as well as a variety of new administrative requirements. This included the requirement for prospective recipients of political donations to establish and maintain a 'state campaign account' for the purpose of managing political donations and expenditure.

Stage two also introduced a general cap for political donations from any one donor to any one recipient within an election period (the period between State general elections). The general cap includes aggregated donations within the election period, up to \$4,000 for the 2018/19 financial year.

The VEC launched the online disclosure system on 25 November 2018, where donors and recipients must disclose political donations of \$1,000 or more within 21 days of giving or receiving the donation. The online disclosure system gives Victorians the opportunity to see reconciliation of political donations in real-time, introducing accountability and transparency to political funding in Victorian parliamentary elections.

Stakeholder engagement

In addition to broad messaging about the 2018 State election, the VEC commenced an extensive stakeholder engagement program specifically about Victoria's new funding and disclosure laws.

The program was designed to:

- educate stakeholders and the broader public about the new laws
- alert those with new obligations under the Act and reduce the risk of non-compliance
- explain the VEC's role to administer the new laws
- respond promptly and consistently to funding and disclosure enquiries.

After a comprehensive stakeholder analysis, the VEC identified over 400 potential donors and recipients from across the community. Initial outreach efforts included:

- an extensive advertising campaign
- direct written communications with all registered political parties, independent MPs, and entities or groups that were identified as potentially qualifying as associated entities and/or third party campaigners
- information supplied in the Candidate Handbook issued to all candidates at the State election
- briefing sessions held for all stakeholders
- a suite of communication materials that were published to the VEC website and made available in printed form on request or as part of information kits.

Public funding streams

As part of the new funding and disclosure laws, the Act also reformed Victoria's public funding entitlements and introduced three funding streams for eligible registered political parties and independent candidates:

1. Public funding entitlement
2. Administrative expenditure funding
3. Policy development funding

Figure 17 provides a summary of public funding entitlements and payments as a result of the 2018 State election. Figure 18 provides a summary of advance public funding entitlements and payments made to date for the 2022 State election.

The VEC sent reminders to all of those who were eligible to apply for public funding in December 2018. Applications for public funding and advance public funding closed on 15 April 2019.

Forward plan for the 2022 State election

As the new funding and disclosure laws came into effect progressively during the 2018 State election, ongoing stakeholder engagement and outreach efforts are planned. All caps, bans, disclosure and reporting obligations will be in place for the 2022 State election.

The VEC has introduced a constructive compliance approach to its administration and enforcement of Victoria's funding and disclosure laws. The Act includes significant penalties for non-compliance. Accordingly, it is essential that all donors and recipients of political donations familiarise themselves with their obligations. More information can be found on the VEC website.

11 Funding and disclosure

Recipient type	No. eligible	Entitlement amount	No. claimed to date ¹	Entitlement amount claimed to date	Potential entitlement amount not claimed
Registered political parties	14	\$10,895,383	13	\$10,755,483	\$139,900
Independent Candidates	39	\$294,982	32	\$256,918	\$38,064
Combined	53	\$11,190,365	45	\$11,012,401	\$177,963

Figure 17: Public funding entitlements for registered political parties and independent candidates from the 2018 State election.

Recipient type	No. eligible	40% Entitlement amount	No. claimed to date ²	40% Entitlement amount claimed to date	Potential entitlement amount not claimed
Registered political parties	14	\$11,309,267	9	\$10,924,117 of possible \$10,956,095	\$385,150
Independent Candidates	39	\$404,546	12	\$137,270 of possible \$138,242	\$267,277
Combined	53	\$11,713,813	21	\$11,061,387 of possible \$11,094,377	\$652,426

Figure 18: Advance public funding entitlements for registered political parties and independent candidates for the 2022 State election.

¹ As at 30 June 2019

² As at 30 June 2019

12 Complaints management

An engaged public

The Victorian Electoral Commission (VEC) received 861 complaints relating to the 2018 State election between October 2018 and March 2019. This was significantly more than the 454 received in 2014, with almost half of the increase due to complaints about candidates and campaign workers at voting centres.

Of these 861 complaints, 56.20% were about the activities of the VEC and 43.80% were about candidates, campaign workers, electoral material and other electors (see Figure 19). The VEC takes the view that election-related complaints provide valuable feedback from an engaged public.

A small complaints team of four people coordinated with VEC directors and Senior Election Officials in order to respond to each complaint.

The vast majority of complaints (689) were sent directly to the VEC complaints email address, where they received an automatic reply stating that the complaints team would respond within five business days. This was achieved 77.93% of the time, with some complaints requiring further investigation. A further 154 complaints came through other VEC email addresses, usually the general inquiries email address (info@vec.vic.gov.au), while 17 complaints arrived in the mail and one was given over the telephone.

Complaints about election administration

There were 76 complaints related to the election administration functions of the VEC, such as enrolment, legislation and procedures.

Enrolment

The VEC received 39 complaints related to electoral enrolment, mainly about the use and/or privacy of enrolment details. Nineteen of these complaints were about candidates and parties

having access to personal details. There were five complaints about campaign material addressed to more than one elector in a household – often a previous resident who no longer lived there and was not known to the current resident. These electors were advised to contact the relevant candidate or political party as the VEC does not send material addressed to multiple electors.

Small numbers of complaints were from electors who were not found on the roll when they went to cast their vote, or whose updated address details were not on the printed rolls.

Compulsory voting

The VEC received only two complaints during the election period from people objecting to compulsory voting. The VEC's activities related to the compulsory voting provisions under the Act are covered in Section 10: Compulsory voting.

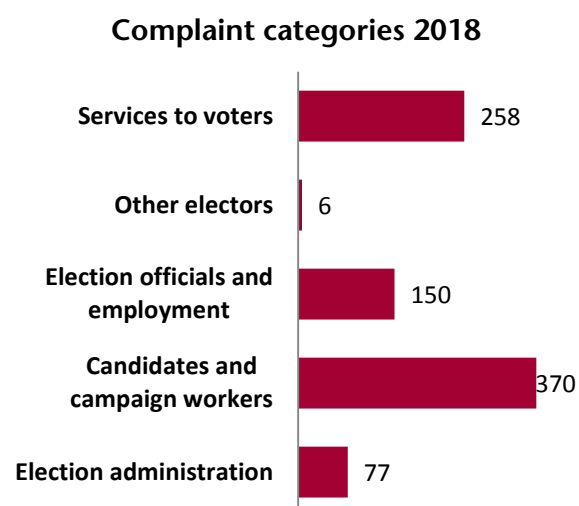


Figure 19: The types of complaints made during the 2018 State election. These categories changed in 2018 so cannot be compared to previous elections, except where stated in the text.

Procedures and legislation

There were 26 complaints about election procedures. Eight of these complaints were about the environmental impact of delivering the election – two concerned the use of paper in voting materials and campaign materials, and six were about the plastic wrap on the Election Guide that was mailed to electors. Biodegradable plastic wrap was used to protect these guides from the weather because they contain important information for electors. However, the choice of material will be given further consideration in order to meet community expectations.

Small numbers of complaints concerned the paper-based voting system being old-fashioned, preference deals, the potential for pencil marks on ballot papers to be tampered with, and concern that there is no confirmation that an elector's name has been marked off correctly.

There were four complaints about legislation.

Complaints about services to voters

The VEC received 258 complaints relating to its services to voters. This is a decrease on the 302 received during the 2014 election. These complaints covered information about the election, voting centres and early voting centres, postal voting, and overseas voting.

Information about the election

There were 46 complaints about the information provided to the public about the election. Fourteen of these complaints were about a lack of information, 11 were about the Voting Centre Locator not working (particularly on older mobile phones), and nine were about incorrect information on VEC communications (primarily the address details of voting centres). Twelve complaints covered a range of issues, such as the terminology used on the VEC website, and how the VEC determined the accessibility rating of a venue.

Voting centres and early voting centres

The VEC received 82 complaints about voting centres and early voting centres, with the main issues being the location (25 complaints) and the lack of Independent Wheelchair Access (IWA) venues (23 complaints). The VEC increased the number of venues with the IWA rating in the 2018 election to 21% – up from 17% in 2014 – and further 41% of voting centres had the Assisted Wheelchair Access (AWA) rating, but the provision of accessible voting centres continues to be a challenge. The VEC will continue to work with the Electoral Access Advisory Group and the relevant government departments to increase the number of accessible venues at future elections.

Other complaints related to facilities and venue layout, signage indicating the voting centre entrance, mobile voting, the number of early voting centres, and the supplies of ballot papers at voting centres. There were five complaints about waiting times in general. This latter issue is discussed in the section on election officials, as many electors blamed officials for long queues.

Postal voting

The VEC received 119 complaints about postal voting – mainly about voting packs that did not arrive in time or at all (60 complaints), and postal vote applications being rejected with late or no notice (15 complaints). An increase in complaints about postal voting was anticipated as there was a 67.13% increase in the number of General Postal Voters alone.

There were 11 complaints about the email ballot link – mainly that it could only be used once, which presented difficulties for those without access to a printer. Small numbers of complaints related to issues such as the online application process, postal vote packs being sent to the wrong address and the security of personal information on the outside of the envelope.

Complaints about electoral material from the Liberal Party that included postal vote applications are covered on page 53.

Overseas voting

There were nine complaints related to in-person overseas voting. Six electors reported that they were unable to vote because the opening hours published on the VEC website differed from those they discovered at the Australian consulates and embassies when they arrived to vote. These locations were Bangkok, Geneva, Hong Kong, New York and Vancouver. There were three complaints from voters who reported being given incorrect instructions by election officials at the voting centre in Hong Kong.

Other complaints about services to voters

There were two complaints about the Voters Voice app. This free app was developed by the VEC to help people with complex communication needs participate in the 2018 State election (see Section 4: Communication services). One complaint was about the app not working on an older mobile phone; the other was about the name of the app.

Complaints about staffing

The VEC received 150 complaints related to election officials and employment conditions.

Employment conditions

There were 34 complaints about employment conditions – an increase on the 20 received in 2014. These complaints included working long hours with few breaks, working fewer hours than expected, inadequate training, not being offered employment despite previous election experience, voting centre staff behaviour, and insufficient staffing at voting centres and early voting centres. Many electors also raised this latter issue, as discussed later in this section.

Election officials

The VEC received 116 complaints about election officials – a significant increase on the 45 complaints received during the previous election. These complaints covered incorrect procedures being used, comments made by election officials, a perceived lack of knowledge/training, and perceived bias. Seventeen complaints were made about the managers of voting centres

and early voting centres, with most highlighting inexperience, poor organisation, a lack of training, and poor attitudes towards other staff members. All complaints were investigated and, where necessary, additional training was provided.

Nineteen of these complaints were about inadequate staffing levels that caused long waiting times. The VEC estimated the number of votes likely to be issued at each voting centre to within 91.64% accuracy¹, although the times that people choose to vote is less predictable. Queue lengths were monitored throughout the voting period and additional staff members were deployed as soon as possible once a need was identified.

Complaints about candidates and campaign workers

The VEC received 371 complaints in relation to candidates and campaign workers – with 72% of these about electoral material they distributed.

Conduct of candidates

The VEC received 45 complaints about the conduct of candidates – four times as many as during the 2014 election (11 complaints). Half of these complaints were about alleged intimidation or harassment by candidates (23 complaints). Other complaints concerned alleged assault, aggressive behaviour, alleged breaches of rules and claims that a candidate was unfit for office. As outlined in Section 1, the VEC requested a discreet police presence at voting centres on election day. In all instances of alleged assault and aggression, people were advised to contact the police.

Conduct of campaign workers

The VEC received 58 complaints about the conduct of campaign workers at voting centres and early voting centres – a large increase on the 17 complaints received during the 2014 election. Two thirds of these were about alleged intimidation,

¹ Voter estimates accuracy in 2014 was 99.83%. The large increase in early voting in 2018 accounts for the decrease in voter estimates accuracy.

harassment and/or aggressive behaviour (39 complaints). Other issues included campaigners blocking pedestrians, breaching the 6 metre rule, and making inappropriate comments to electors.

The VEC asked election officials to monitor the conduct of candidates and campaign workers outside the voting centres, and to strictly enforce the 6 metre rule, but recognise that it was not possible to do this all the time in addition to other duties inside the voting centre. The Electoral Commissioner restricted the number of campaigners at one early voting centre due to ongoing issues with campaign worker behaviour.

Electoral material

The VEC received 268 complaints about the electoral material distributed by candidates, parties and campaign workers during the election period. These complaints were mostly about the content of the electoral material, the authorisation details and telephone calls from candidates and parties.

Authorisation of electoral material

The Act requires all electoral advertisements, pamphlets and notices to include the name and address of the person who authorised it and, in the case of printed material, the name and place of business of the printer or publisher. Under the Act, 'publish' includes publication on the internet, but there are practical limits to the VEC's ability to enforce this provision in an online environment. In the lead up to the 2018 State election, the VEC established formal agreements with Google, Facebook and Twitter to manage content potentially in breach of the Act. These agreements ensured that the VEC had direct reporting pathways to executives at each of the three digital platforms to ensure issues could be resolved in a timely manner.

The VEC received 77 complaints related to electoral material that appeared to be unauthorised or incorrectly authorised. The majority of these complaints were about printed material (38 complaints) and Facebook content (31 complaints), with small numbers about mobile billboards (three complaints), and content on Twitter (two complaints), Instagram (one complaint),

YouTube (one complaint), and a website (one complaint). Each allegation was investigated and if found to be incorrectly authorised, the relevant candidate or party was asked to amend the material in order to comply with the legislation.

The VEC received eight complaints about registered how-to-vote cards (HTVCs) that were generally a misunderstanding of the different rules for early voting and election day voting centres: HTVCs at election day voting centres need to be registered, whereas HTVCs at early voting centres do not. All HTVCs must be correctly authorised.

Content of electoral material

The VEC received 50 complaints about the content of electoral material. Of these, 48 complaints claimed the electoral material was misleading because it contained untruths designed to influence voters. However, the provision in the Act regarding misleading electoral material refers to the casting of the vote, rather than the political judgement of voters. There were two complaints about printed material considered to be offensive.

Postal Vote Applications with campaign material

The VEC received 77 complaints about electoral material from the Liberal Party that included postal vote applications. Of these complaints, 59 people complained that it was a misleading practice by the party and 13 people accused the VEC of bias for sending campaign material from one political party and not others. Five complainants were unsure if the material had come from the VEC or the Liberal Party but felt that it must be against the rules.

Electoral signs

There were 27 complaints about electoral signs. Fifteen complaints were about alleged breaches of new legislation restricting the display of electoral material within 100m of the designated entrance to a voting centre, and many of these were about existing signs on school fences. The other 12 complaints were about signs in dangerous locations that obstructed visibility for motorists or cyclists, and signs on public and private property.

12 Complaints management

Calls and text messages

The VEC received 19 complaints about telephone calls and text messages from candidates and political parties, compared to just seven complaints in 2014. Most of these complaints were about the time and frequency of the calls and, in the case of text messages, not being able to opt out of receiving them.

Complaints about electors

Victorian electors made six complaints about other electors, primarily about their behaviour at voting centres.

13 Inquiries and disputes

Independent and impartial elections

The conduct of elections in Victoria is subject to oversight by the courts. Victorian law allows a person to make an application to the court or to a tribunal to dispute a decision by the VEC or petition for an enquiry into the election itself. These are important natural justice processes that ensure Victorians continue to enjoy independent and impartial elections.

Administrative reviews

The *Electoral Act 2002* (the Act) allows for a person – including a candidate and registered political party – to submit a how-to-vote card (HTVC) for registration. There are strict criteria for registration as only registered HTVCs may be distributed within 400 metres of a voting centre on election day.

Section 82A of the Act allows for a person to apply to the Victorian Civil and Administrative Tribunal (VCAT) for a review of the VEC's decision to register, or not to register, a how-to-vote card.

At the 2018 State election, there were three applications made to VCAT's Review and Regulation List.

Shepparton District

Application by Susanna Sheed

Susanna Sheed, candidate for Shepparton District, applied to register a how-to-vote card with the VEC. The HTVC included a full ballot paper representation, with a number 1 in the box next to Ms Sheed's name and a written instruction with an arrow advising electors to 'Start here and then number every box'. All other boxes were empty, with further arrows pointing to each empty box accompanied by the text instruction, 'Number here'.

The VEC refused to register the HTVC under Section 79(3)(a) of the Act as it was not satisfied that it would not mislead or deceive an elector in the casting of the vote. The VEC determined that an elector may complete their ballot paper using only the visual prompt on the HTVC and may not see or not understand the written instruction or the arrow. In this situation, the elector may believe they were voting in favour of Ms Sheed when the empty boxes next to other candidates' names would actually deem the ballot paper informal.

Ms Sheed applied to the VCAT for a review under Section 82A of the Act (VCAT Ref Z1015/2018). The application was heard by the VCAT Deputy President Ian Proctor on 15 November 2018. Ms Sheed argued that other elements of the HTVC and her broader campaign for election remediated any potential for the card to mislead or deceive. Ms Sheed also gave evidence that her HTVC from the 2014 State election, which was similar in design but included preferences against each candidate in the ballot paper representation, was confusing for electors and may have contributed to increased informal voting compared with the 2010 State election.

Deputy President Proctor affirmed the VEC's refusal to register the HTVC as he was satisfied that it was likely to mislead or deceive an elector in the casting of the vote of the elector.

Northcote District

Application by Nick Demiris

Nick Demiris was the State Director and Registered Officer of the Liberal Party of Australia – Victorian Division at the time of the 2018 State election. Mr Demiris applied to the VCAT for a review of the VEC's decision to register a HTVC lodged by an organisation called Citizens for Stable Democracy, and the application was later expanded to include another of the organisation's HTVCs (VCAT Ref Z1026/2018).

Mr Demiris made the application on the basis that the HTVCs were likely to mislead or deceive an elector in the casting of the vote because they were very similar in appearance to HTVCs that had been registered by the Liberal Party. The HTVCs in question also directed their messaging towards “Liberal” and “Conservative” voters, although they had different how-to-vote instructions than the Liberal Party’s HTVCs for Northcote District. The Citizens for Stable Democracy’s HTVCs did not include the Liberal Party logo, the Liberal Party’s tagline for the election, or any images of the Parliamentary Leader of the Liberal Party, which all featured prominently on the Liberal Party’s HTVCs.

The VEC submitted that it had registered the HTVCs based on their strict compliance with the statutory requirements, and it assisted VCAT in respect to the process and requirements for registering HTVCs as well as contact details of the person who had applied to register the HTVCs on behalf of Citizens for Stable Democracy. The VEC, however, remained neutral in respect to submissions made by the Liberal Party as to whether or not the impugned HTVCs were likely to mislead or deceive electors.

The application was heard by VCAT Deputy President Ian Proctor on 19 and 20 November 2018. Deputy President Proctor determined to refuse the registration of the two HTVCs under Section 79(3)(a) of the Act. The HTVCs were immediately removed from the list of registered HTVCs.

Yan Yean District

Application by Samuel Rae

Samuel Rae was the State Secretary and Registered Officer of the Australian Labor Party – Victorian Branch at the time of the 2018 State election. Mr Rae applied to the VCAT for a review of the VEC’s decision to register HTVCs lodged by the Liberal Party of Australia – Victorian Division in respect to the Yan Yean District (VCAT Ref Z1027/2018).

Mr Rae made the application on the basis that the HTVCs were likely to mislead or deceive an elector in the casting of the vote of the elector because they provided a how-to-vote instruction that included Meralyn Klein as the Liberal Party’s endorsed candidate for Yan Yean District election. As a result of media reports about Ms Klein, Mr Rae had cause to believe Ms Klein was no longer the Liberal Party’s endorsed candidate. It is not the role of the VEC or this report to elaborate on these reasons. It was, however, accepted by all involved in the proceeding that lawyers acting for the Liberal Party had written to the Electoral Commissioner with notification that Ms Klein was no longer its endorsed candidate for the Yan Yean District election. This letter was received by the VEC shortly before Mr Rae made his application.

The application was heard by VCAT Deputy President Ian Proctor on 20 November 2018. Deputy President Proctor determined to refuse the registration of the HTVCs, although his orders were stayed for a specific time period to allow the Liberal Party to appeal the decision.

The Liberal Party subsequently sought leave to appeal the VCAT’s decision to the Supreme Court of Victoria on the grounds that, in the appellant’s view, it was not open to the VCAT to make a ruling under section 79(3)(a) of the Act. The Hon Justice Richards granted leave to appeal on 21 November 2018, and then heard and subsequently dismissed the appeal on 22 November 2018.

The Liberal Party then sought leave to appeal to the Court of Appeal in respect to the same question of law that they had put to the Supreme Court. The application for leave was heard by The Hon President Maxwell, The Hon Justice Beach and The Hon Justice T Forrest on the afternoon of 22 November 2018, and leave for the appeal was refused. Following this decision, there were no further appeals and the HTVCs were immediately removed from the list of registered HTVCs.

Legal disputes

An additional dispute occurred during the 2018 State election when Samuel Rae, State Secretary and Registered Officer of the Australian Labor Party – Victorian Branch, and Danielle Green, the Australian Labor Party's endorsed candidate for Yan Yean District, applied to the Supreme Court of Victoria for an expedited judicial review of the VEC's decision not to re-print the ballot papers for the Yan Yean District election.

The grounds for the application were the media reports that Meralyn Klein, the endorsed candidate for the Liberal Party of Australia – Victorian Division for Yan Yean District, was no longer the Liberal Party's endorsed candidate. The ballot papers for Yan Yean District showed Ms Klein as the endorsed Liberal Party candidate as they were printed several days prior to Ms Klein's apparent 'dis-endorsement'.

Following the media reports, lawyers for the Liberal Party subsequently wrote to the Electoral Commissioner to notify the VEC that Ms Klein was no longer its endorsed candidate for the Yan Yean District election. This letter was made available in the proceeding.

Counsel for Mr Rae and Ms Green submitted that the VEC had authority and an obligation to re-print the ballot papers for the Yan Yean District election, and argued that the VEC had the discretion to do so. The VEC submitted that the Act specifically directs the VEC about how to construct the ballot papers following the final nomination date and requires them to be promptly printed (i.e. in time for the opening of early voting). The VEC further submitted that the circumstances through which ballot papers for an election may be re-printed were confined to correcting an error or replacing ballot papers otherwise destroyed.

In her comprehensive judgment, The Hon Justice Richards dismissed the application. While the Court accepted that Ms Klein was no longer the endorsed candidate for Yan Yean District, her Honour found the statutory construction in

relation to printing the ballot papers to include the names of candidates and the name of the registered political party that endorses them (if applicable) was fixed at the time of nomination.

Court of Disputed Returns

The Court of Disputed Returns is established under the Act to hear disputes about an election. The Court of Disputed Returns sits in the Supreme Court of Victoria and is ordinarily constituted by a single Supreme Court judge. Those with standing to petition the Court of Disputed Returns to hear a dispute to an election include a candidate for the election, a person who was entitled to vote at the election, or the VEC.

The Court of Disputed Returns will generally observe, but is not bound by, the procedures and rules of the Supreme Court, and has a wide range of powers. It may order a person declared elected to be not duly elected, a person not declared elected to be duly elected, or for an election to be void and for a re-election to be required. Decisions of the Court of Disputed Returns are final and cannot be appealed.

Following the 2018 State election, there were two petitions to the Court of Disputed Returns.

Buninyong District

Petition by Brendan Eckel

Brendan Eckel was an independent candidate for Buninyong District at the 2018 State election and petitioned the Court of Disputed Returns to declare the election for Buninyong District void due to allegations of bribery by the Premier of Victoria and State Secretary of the Australian Labor Party – Victorian Branch (S ECI 2019 00271). Mr Eckel's allegations referred to Section 151 of the Act and contend that the elected candidate for Buninyong District, Michaela Settle, had benefited in the election as a result of the alleged bribery.

The petition did not impugn the VEC or its processes, and the VEC did not take a position in respect to the allegations that Mr Eckel had put to the Court of Disputed Returns. A directions hearing for the petition was conducted by The

Hon Justice Ginnane on 14 February 2019. Following the directions hearing, Mr Eckel sought leave to discontinue his petition and, with the consent of the parties to the proceeding, the petition was dismissed on 18 February 2019.

Ripon District

Petition by Sarah De Santis

Sarah De Santis was the endorsed candidate for the Australian Labor Party – Victorian Branch for Ripon District at the 2018 State election. Ripon District was a close seat at the election and, after a recount, Louise Staley, the endorsed candidate for the Liberal Party of Australia – Victorian Division, won the seat by a margin of 15 votes.

Ms De Santis petitioned the Court of Disputed Returns for an inquiry into the election due to concerns about the processes used during the Ripon District recount (S ECI 2019 00234). The petition sought for a recount in accordance with Section 120 of the Act, Ms Staley to be declared not elected and Ms De Santis to be declared elected. The petition also sought for the VEC or the State Government to pay Ms De Santis' costs.

A directions hearing was conducted by The Hon Justice Richards on 7 February 2019 who made various programming orders. The substantive hearing was set down for 6 May 2019, initially for two days and later revised for up to four days.

Written evidence was provided by 11 witnesses for Ms De Santis, two witnesses for Ms Staley, and six witnesses for the VEC. The evidence in support of Ms De Santis principally focused on the staged process used by the VEC for the Ripon District recount as well as communications about the recount with candidates, scrutineers and more broadly. It was, in brief, asserted by the petitioner that her scrutineers were not properly aware that the process was a recount and this had affected the behaviour of those scrutineers.

For the benefit of the Court of Disputed Returns as well as the other parties to the proceeding, the VEC's evidence focused on explaining the process that was used for the recount. Although the VEC stood by its processes and framed its

submissions accordingly, the written evidence was also noted for future review as part of the VEC's commitment to continuous improvement. Shortly before the hearing, the petitioner sought leave to discontinue her petition and, with the consent of the parties to the proceeding, the petition was dismissed on 7 May 2019.

14 Evaluation

Election review

The VEC conducts a range of feedback, review and integrity check activities after each election to evaluate performance and inform planning for future elections.

Service plan

The 2018 Service Plan contained high level objectives that contributed to the overarching outcome of providing high quality and innovative opportunities for Victorians to participate in the democratic process. The service plan is outlined in Section 1 and the objectives and the corresponding achievements can be found in Appendix 21.

Electoral Matters Committee recommendations

The VEC implemented programs and actions in response to recommendations made by the Electoral Matters Committee after the 2014 State election. These are detailed in Appendix 22.

Voter feedback and evaluation

The VEC engages a market research company to survey voters, political parties and candidates about the VEC's election services. For the 2018 election, the VEC engaged Colmar Brunton to conduct the independent evaluation. Voters recorded a very high level of satisfaction (84%) with their overall voting experience (see Figure 20).

Communication

There was a very high rate of recall (85%) of information from the VEC during the election – a significant increase over the 79% recall rate at the 2014 election. Voters most commonly recalled traditional media channels such as TV and mail (35% and 32%, respectively). New media channels such as apps, social media and streaming sites were less commonly recalled (all less than 10%). Seven in ten voters perceived the

VEC's communications to be effective, and voters generally had all the information that they needed in the election. Half of the voters who needed more information would have liked to receive more information on candidates and parties.

Four in ten of all voters read the VEC's *Election Guide* that was posted to all households early in the election – a figure comparable to the 2014 election. Of those who read the Guide, nearly all (93%) found the information useful. Most voters (63%) who used the *Election Guide* would prefer to receive it via email for future elections, though 31% would still prefer to receive it via post.

More than three-quarters of all voters were aware of the VEC's website, and 45% of voters used the website during the election. Of those who used the website, 85% were satisfied with the information it contained and 83% considered it easy to find information on the website. The Voting Centre Locator was a tool provided on the website to enable voters to search for voting centres across the State. Two thirds of voters who visited the website used the Voting Centre Locator, and 90% of them found the Locator easy to use. Satisfaction with the website has not changed significantly since 2014, though usage has markedly increased.

In contrast, only 36% of voters were aware of the VEC's Election Hotline, and only 7% of those voters actually called the Hotline. The small number of respondents who called the Election Hotline were overwhelmingly satisfied with wait times and the courtesy of staff, and somewhat less positive (66% satisfied) with the quality of the information received.

Ordinary voters

Ordinary voters' satisfaction with their overall voting experience was slightly lower than that of voters in general, at 81%. However, ordinary voters were significantly more likely to be aware of VEC communications (88%), and were aware of the VEC's VoterAlert Service

Voter type	Overall satisfaction	Aware of VEC communications	Read the Election Guide	Satisfaction with voting centre experience
Ordinary voters	81%	88%	38%	78%
CALD voters	90%	82%	48%	Not reported
Early voters	88%	83%	46%	87%
Email voters	68%	57%	25%	NA
Postal voters	83%	76%	52%	NA
Provisional voters	71%	56%	Not reported	Not reported
Telephone Assisted Voters	89%	64%	30%	NA

Figure 20: Independent evaluation of the VEC's election services.

(49%). In examining information from the VEC, ordinary voters paid most attention to where to vote – in the *Election Guide*, in newspapers, and on the VEC website. Ordinary voters were more disposed than other voters to want more information about candidates and parties.

More than three quarters (78%) of ordinary voters were satisfied with their experience at the voting centre on election day – a figure very similar to that recorded in 2014. Voters were overwhelmingly satisfied (86% or more) with the helpfulness and efficiency of VEC staff and privacy when voting. There was a slight decline in satisfaction with the ease of completing ballot papers and the layout and organisation of the voting centre, but satisfaction was still very strong at 80% or more.

The most common cause of dissatisfaction was waiting times. Only 28% of ordinary voters stated that they did not have to queue before they voted. The greatest proportion (42%) of voters queued for 10 minutes or less, 17% queued for 11-20 minutes, and 12% responded that they queued for more than 20 minutes. Queuing times were similar to those recorded in 2014.

Early voters

Early voters had high levels of overall satisfaction with voting services (88%). Convenience was the main factor in the motivation to vote early (63%) – a substantial increase on the 39% of early voters citing convenience in 2014. Legislative change allowing early voting for all

electors, allied to a general trend to convenience voting, has clearly had a major effect. Other reasons for voting early included being in another part of the State or interstate (10%), being at work on election day (7%), health reasons (3%) and being overseas (3%).

Early voters' overall satisfaction and response to VEC communications were not significantly different from those of voters in general. Early voters were significantly more satisfied than ordinary voters with their experience at the voting centre (87% satisfaction compared to 78% for ordinary voters). This may relate to waiting times, as 51% of early voters did not have to queue, and only 11% had to queue for more than 10 minutes.

Postal voters

Postal voters' overall satisfaction with voting services was high, at 83%. As for early voters, convenience was the main reason why Victorians voted by post in 2018 (42% compared to 26% in 2014). A further 27% were away from home, either on holiday or for work. Only 9% of respondents voted by post for health reasons – a sharp decline from 33% in 2014. One in nine were general postal voters, 6% were at work on election day, and only 4% voted by post because they had received an application in the post from a political party.

A strong majority (63%) applied for a postal vote on the VEC website – a facility that became available at this State election. Far fewer (16%) used an application that was sent to them by a political party and very few obtained their postal vote application from the post office (5%, compared to 31% in 2014).

Nearly all postal voters were pleased about their voting experience, with 87% satisfied with the information they received about how to complete their postal vote and 87% satisfied with the ease of the application process. Timing issues were the source of complaint for the small proportion who were dissatisfied.

Postal voters' responses to general questions about VEC communications were similar to those of voters in general, except that:

- awareness of VEC communications was lower than the general figure at 76%
- postal voters were more likely than average to see VEC communications in newspapers
- postal voters were more likely than average to read the *Election Guide* (52%), but were somewhat less likely to find it easy to understand (86%)
- postal voters were understandably far less likely to use the Voting Centre Locator on the VEC website (23%).

Provisional voters

A person who cannot be found on the electoral roll can apply to enrol and cast a provisional vote at a voting centre, by completing a form and providing a specified form of identification. Provisional voters tended to be less engaged with the electoral process than other voters. Very few provisional voters (13%) were aware that they were not on the roll when they went to a voting centre. Most (59%) only learned that they could be added to the roll at the voting centre itself. Consequently, provisional voters' views of the election were less favourable than those of voters in general, with 71% of provisional voters being satisfied with their overall voting experience compared to 84% of all voters.

Provisional voters were less likely than average to recall VEC communications (56% compared to the average of 85%). They were generally satisfied with their experience at the voting centre, but less so than voters in general. About half of the provisional voters recalled that it took less than 20 minutes for their application to be processed, while 42% recalled that it took longer than 20 minutes.

Email voters

Voters who are interstate or overseas can apply online to receive ballot material by email. When they receive their ballot material, they need to print their ballot papers, complete them and post them back to the VEC. Most (73%) email voters found out about the process from the VEC website, and 12% from family and friends. Half of the email voters applied because they were determined to vote even though they were outside Victoria, while a third applied because they were unable to get to an interstate or overseas voting centre. Most email voters were satisfied with the process of registering and receiving their ballot papers (for example, 83% satisfaction with the receipt of the password email), but they were less satisfied with the printing (66%) and returning (47%) of the ballot papers.

Email voters' responses to general questions about VEC services reflected their particular circumstances. Overall satisfaction was lower than average at 68%. Fewer than average (57%) email voters recalled seeing communications from the VEC. The VEC website was their main source of information, and 81% of them had searched the website – although they found it more difficult than average to locate information. They were unlikely to use the Election Centre Locator (29%). Email voters were less likely than average to read the *Election Guide* (25%), and strongly favoured it being emailed to them in future (77%).

Email voters had a variety of suggestions to improve the process. The most popular was to be able to vote entirely online, bypassing the need for printing, folding and posting. One in six wanted ballot papers that are easier to print and assemble. Notwithstanding criticisms, two thirds of voters who received their papers by email would do so again.

Telephone Assisted Voters

Telephone Assisted Voting (TAV) was available at the 2018 State election for voters who are unable to vote without assistance because they are blind, have low vision or have a motor impairment. It replaced Electronically Assisted Voting that had applied at the three previous State elections in various forms. Three quarters of TAV voters thought that it was important to be able to vote in private. Half of them had previously cast an ordinary vote and 36% had voted by post, with smaller proportions using Electronically Assisted Voting (7%) or Braille ballot papers (3%). They learned about TAV from a variety of sources, including Vision Australia staff or materials, word of mouth and the VEC Election Hotline and website.

Voter response to TAV was almost uniformly positive: 93% were satisfied with the overall experience, 95% with its convenience, 94% with the length of the call, and 91% with how their vote was kept confidential. Seven in ten considered their voting experience to be better than in past elections, and nearly all (96%) would vote using TAV again and would recommend it to others.

In response to the general questions, TAV voters were less likely than average to see or hear VEC communications, less likely to read the *Election Guide*, and less likely to use the VEC website, but more likely to call the Election Hotline.

CALD voters

Culturally and linguistically diverse (CALD) voters were the most satisfied of all voter groups across almost all measures. Satisfaction with the overall voting experience was above average at 90%. Voters from CALD backgrounds were significantly more likely to find VEC communications to be effective (79%) and more likely than average (57%) to use the VEC website. They were significantly more likely to have read the VEC's *Election Guide* (48%) – and 97% of those who did read the *Guide* found it useful – and more likely than average (78%) to prefer the *Guide* to be emailed to them in future.

In relation to CALD voters' particular needs, two thirds did not see any communications from the VEC in a language other than English, with just 7% seeing communications in non-English newspapers. Only 11% recalled seeing material in their first language at the voting centre; 81% of these found the information to be helpful. One in ten CALD voters required language assistance to vote, and these voters were most commonly assisted by family or a friend (47%), with 9% being helped by a staff member in their first language. More than 60% of CALD voters were aware that the VEC offers a telephone interpreter service to assist CALD voters, but very few called this service.

Voters with a disability

Eight per cent of voters identified as having a disability. Of these, 74% did not require assistance to vote, while 23% did require assistance. For those voters who did need assistance, 60% were satisfied with the assistance they received, while 15% were dissatisfied, providing feedback about voting centres that were not well enough equipped to cater for their condition. As discussed in Section 8, the VEC continues to be disappointed with the lack of fully accessible venues available.

Tracking survey of young voters

Colmar Brunton conducted a tracking survey of younger voters (aged 18-29 years) in four waves over the four weeks before the State election, to measure awareness of the election and of VEC communications, and to gauge attitudes to voting.

Awareness of VEC communications increased rapidly over the period, from 38% in Wave 1 to 85% in Wave 4. The most commonly recalled channel was free to air TV (48-52%), though there was also strong recall (22-30%) of advertising on social media and general online advertising.

Awareness of the election increased significantly over the period, from 74% in Wave 1 to 89% in Wave 3. However, there was little change in attitudes to voting. While 68% of younger voters considered that it was important for young people in general to vote, only 55% perceived that it was important for them as individuals to vote, with

no significant change over the period. Between 75% and 78% of respondents stated that they were enrolled to vote and intended to vote, and again there was no change over the period.

The results suggest that VEC communications were effective in informing younger voters about the election, but it is less likely that the communications affected their intention to vote or their attitudes to the importance of voting.

Political parties

Political party representatives were very satisfied with the VEC's management of the election, speaking highly of the VEC's organisational and process management skills, particularly considering that new systems and processes were required as a result of legislative change. The VEC's administrative staff were described as approachable, transparent and supportive, and as always providing well-informed responses to queries. The VEC communication of key information to voters was considered to have been effective, especially in relation to early voting, and the *Election Guide* was clear and well distributed.

The process of lodging nominations via a USB key was praised as smooth and efficient, especially by the larger parties. On the other hand, the process of registering how-to-vote cards was regarded as time consuming and complex. Party representatives praised the VEC's Candidate Services Team for their assistance in the registration process, and found it easy to locate the how-to-vote cards on the VEC website.

Overall, the provision and operation of election day voting centres received very positive feedback. Sentiment was particularly positive regarding election staff, who were considered to be well-informed, supportive and courteous.

On the whole, the VEC was considered to have coped with the marked increase in early voting efficiently, and the number and location of early voting centres was generally seen to be appropriate. However, some representatives noted that the increased number of early voters led to queues at some voting centres, which was attributed to the VEC's underestimation

of the numbers and consequent allocation of insufficient resources. The location of some early voting centres was also questioned, with criticisms of them being located both in industrial estates and in shopping centres.

Most party representatives praised the VEC for offering Telephone Assisted Voting, and recommended that it should be opened up to as many under-served groups as needed.

In general, party representatives were satisfied with the communication, timeliness and accuracy of election results.

The most commonly suggested areas of improvement for future elections included:

- clearer guidance for the smaller parties, who do not have the same basis of knowledge as the larger parties
- shortening of the early voting period
- faster counting of early votes
- possible reduction of the number of election day voting centres, given the high numbers of early voters
- more attention to voting centre logistics (shade, toilets etc.)
- improved training of voting centre staff to ensure that they operated consistently
- greater attention in VEC communications on how to vote correctly to reduce informal voting.

Candidates

A very strong majority (86%) of candidates in the 2018 State election were satisfied with the VEC's management of the election – a figure that is consistent with the 82% recorded in 2014. Most candidates were also positive about the performance of the Election Managers for their electorate: 88% were satisfied with the conduct of the computerised draw for ballot positions; 85% were satisfied with provision of accurate information about election arrangements; 85% believed that their Election Manager acted

impartially at all times; and 83% were satisfied with the arrangements at voting centres on election day. All independent candidates were satisfied with their Election Manager's handling of their nomination. However, it must be noted that on several matters Election Managers' scores have declined since 2014.

Almost 80% of candidates were satisfied with the operation of voting centres on election day – a figure that has not changed significantly since 2014. However, there was less satisfaction with the accessibility of voting centres (67%) and still less with their location (54%). Candidates observed that some voting centres were located in busy areas that could be dangerous, had poor access for elderly voters and those with a disability, and had no shade or toilet facilities for volunteers. Similarly, while most candidates (70%) were satisfied with the efficiency and effectiveness of early voting centres, there was some criticism of their location and of the harassment of voters by volunteers.

Almost half (44%) of the candidates believed there is a need to improve services to voters with a disability, with their comments relating mainly to access to voting centres. One third of the candidates believed improvements are needed for voters from a non-English speaking background. However, these candidates' comments suggested they were not fully aware of the services that the VEC provides.

The majority of candidates (77%) were satisfied with the process of counting the votes – a figure that has not changed significantly since 2014. Candidates were very satisfied about cooperation with scrutineers (95%), the accuracy of the count (89%) and the provision of results (78%), although they were less satisfied with obtaining information about the counting timetable (62%). Some candidates complained about feeling uninformed about how counting was progressing. Satisfaction about the speed of the count (68%) has improved significantly since 2014, when it was 51%.

VEC advertising was recalled by 85% of candidates. Unlike voters in general, the most commonly recalled source of information was advertisements and newspaper articles (50%). Almost two thirds of the candidates considered

the VEC communications to be effective, and only 8% believed they were ineffective. About half of the candidates saw the VEC's *Election Guide*, and 89% of those who saw the *Guide* thought it was effective (although some thought there should be more information about how preferential and proportional voting works). Over three quarters of the candidates (77%) were satisfied with the usefulness of the VEC website, and they were overwhelmingly satisfied with particular aspects of the website, such as clarity of content and accessibility.

More than 80% of candidates recalled receiving a copy of the Candidate Information Kit or *Candidate Handbook*, and 81% of those considered the Kit or Handbook effective in providing them with information about standing as a candidate. Similarly, 81% of candidates recalled receiving candidate bulletins or circulars from the VEC, and 72% of the candidates who received them considered them useful.

New signage rules were introduced for the 2018 election, allowing each candidate a maximum of two signs of a limited size within 100 metres of a voting centre. The great majority (84%) recalled that the VEC notified them of this change. Three fifths of these candidates were satisfied with how this change was managed by the VEC at voting centres, while one quarter of candidates were dissatisfied.

Response to the independent evaluation

Evaluation of VEC services at the previous State election revealed two major issues. First, compared to earlier State elections, the 2014 results showed declines in awareness of VEC communication across all forms of traditional media for all voter groups – despite a new campaign and materials which tested well with focus groups, and increased reach and frequency of the advertising campaign. This was probably the result of the proliferation of online and digital media, which weakened the impact of traditional media. Second, the level of satisfaction had shifted – fewer voters were as extremely satisfied

compared to previous elections. This may be a consequence of rising public expectations that consumers should receive a service exactly when and as quickly as they want.

In response, the VEC broadened the scope of its communication campaign for 2018 to incorporate a much heavier emphasis on online media and outdoor advertising. This appears to have had some effect. Recall of VEC communications in 2018 was very high at 85%, and had increased significantly since 2014. Satisfaction with the overall voting experience was also high at 84%. Comparisons between 2014 and 2018 for particular questions, such as the helpfulness of the staff at voting centres, reveal generally positive and consistent responses.

An important new issue has arisen from the evaluation. According to Colmar Brunton's tracking survey, although younger people's awareness of the election and of VEC communications increased over the election, this had no apparent effect on their attitude to the election or their intention to vote. A 2018 research report on non-voters commissioned for the VEC showed that younger non-voters in particular are not familiar with State government or with the candidates in a State election¹. The VEC will need to consider how to encourage greater participation by younger Victorians in future State elections.

Staff feedback

Election Managers

Feedback received from Election Managers often provides a useful perspective on the VEC's delivery of election services and leads to improvements in service delivery. The feedback is gathered via online surveys (for training feedback), online databases (for challenges they come across while performing their roles), and face-to-face debrief sessions. These debrief sessions allow

the Election Managers to decide which election topics they wish to discuss and the opportunity to brainstorm with their peers and senior VEC staff to suggest new and improved processes.

Election officials and casuals

All election casuals and officials were invited to participate in an online survey to provide feedback on the training and preparation they received, as well as on their experience working for the VEC. Over 5,500 responses were received which represents approximately 30% of the election workforce. More than 45% of those completing the survey indicated they were new to election work or new to the role.

Other findings include:

- most felt prepared for the role they were appointed to
- the majority (93%) indicated that they are interested in working at future elections
- most felt the manuals, home study, and online training were easy to understand.

Participants were invited to provide further feedback for all aspects of training and working on election day. Common suggestions included receiving manuals, online training and home study earlier in the election timeline and including an index and visual examples in manuals.

¹ Social Research Centre, Understanding Non-Voters of Victorian State and Council Elections, June 2018. <https://www.vec.vic.gov.au/files/UnderstandingNon-VotersStudyReportSocialResearchCentre2018.pdf>

15 Statistical overview of the election

Formal voting

The VEC presents a range of ongoing and election-specific programs to help ensure voters know how to vote correctly (see Section 6: Education and inclusion services program). The proportion of voters who voted formally at the 2018 state election was 94.17%. The 5.83% of voters who voted informally appear to have done so for a range of reasons including numbering errors, apparent deliberate intention, and misunderstanding of how to cast a formal vote (such as the use of crosses and ticks).

Informal voting

The informal voting rate for districts was 5.83% of total votes, which was the highest ever recorded for a Lower House election. The informal voting rate for districts has increased at every election since 1996, when it was 2.37% (see Figure 21).

In contrast, the informal voting rate for regions (the Legislative Council) has barely shifted in 22 years, rising from 2.58% in 1996 to 3.96% in 2018. The fact that such a minimal increase has occurred

over the last three elections (as a result of the many new registered parties standing candidates) confirms the VEC's view that voters have become used to the Upper House voting system.

The informal voting rate for districts ranged from 3.45% in Burwood to 12.26% in Thomastown. Informal voting was lowest in affluent inner suburbs to the east and south-east of the Melbourne CBD and in Eltham and Bellarine. The informal voting rate was highest in parts of the northern, western and south-eastern suburbs. It was also high in several country districts such as Morwell and Ripon which had a plethora of candidates. See Appendix 16 for informality rates by district.

There was a moderate correlation (.378665) between the informal vote and the proportion of residents who speak a language other than English. This correlation was stronger (.583307) in metropolitan districts, meaning that the informal vote tended to increase with the proportion of metropolitan residents speaking other languages.

Informal voting rates, 1996-2018

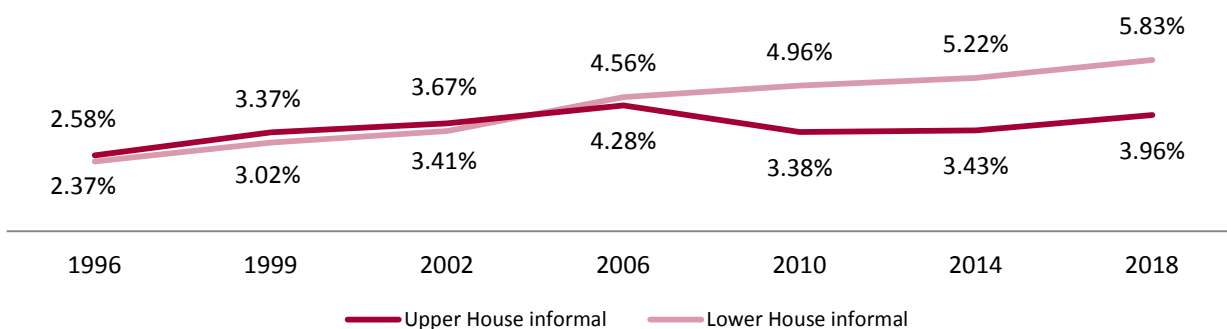


Figure 21: Trends in informal voting rates at Victorian State elections 1996-2018.

Lower House informality

The VEC examined the informal votes from all districts, measuring the incidence of various types of informal voting. The region informal votes were not examined as the low and stable informal vote in the Upper House suggests that the majority of Victorians have no difficulty in voting on these ballot papers.

For the analysis, the categories to which informal votes are allocated have changed since the 2014 election, making it easier to identify voting errors that were ‘apparently intentional’ and ‘apparently accidental’. As well, a new category (‘numbers – sequence errors’) has been introduced, to isolate this type of mistake. These changes decrease the comparability between 2014 and 2018 figures. However, the key shifts in data are indicative of important trends.

It should be noted that the figures reported by election offices have been adjusted to improve their accuracy, particularly with regard to the key distinction between intentional and accidental informal votes. It became apparent that a substantial number of election offices appeared to have sorted any ballot papers with writing to the ‘writing – other’ category, exaggerating its size.

This is meant to be a residual category, comprising ballot papers with vague scrawls not indicating any intention. VEC analysis of two districts allocated about 1.5% of informal votes to this category – consistent with the 2014 figure of 2.14%. Accordingly, the VEC has placed a ceiling of 2% on this category, and reallocated any informal votes above the ceiling to the apparently intentional category.

Blank ballot papers was the highest category overall, comprising 27.82% (57,607 votes) of the total informal votes, and was the category ranked as the highest or second highest source of informal voting in 84 out of the 88 Victorian districts. The second highest source was only marking ballot papers with the number “1”, which was considered as an accidental informality and accounted for 24.89% of the total informal vote. This was the highest source of informal votes in 32 districts. Number sequence errors were the third greatest

source of informal voting with 10.5%. There was a strong positive correlation (.89080559) between sequence error votes and the number of candidates in a district. Melton (12 candidates and 10.06% informal vote) and Ripon (10 candidates and 8.26% informal vote) are clear examples of a long ballot paper leading to a large number of sequence errors and a high overall informal vote.

Figure 22 compares the incidence of the different types of informal votes in 2014 and 2018. Some categories – blank ballot papers, 1 only, and ticks and crosses showing a preference – have not changed a great deal. The biggest change is in the proportion of total apparently intentional informal votes, which appear to have declined by some 10 percentage points to less than 40% of the total (including blank ballot papers with the other apparently intentional votes). Conversely, the proportion of informal votes showing a preference (comprising 1 only, numbers – insufficient, sequence errors and ticks and crosses – preference) has increased by more than 10 percentage points to over half of the total. There were more than 110,000 of these votes – 2.99% of all votes in the election. It appears that the number of people deliberately throwing their vote away has decreased while the number of people making accidental mistakes has increased. Whilst informal voting levels have risen, these trends indicate positive change as it is typically easier to teach someone how to vote than it is to change their attitudes towards democracy.

Analysis of the correlation of SEIFA indicators against the level of deliberate informal voting reveals that there is seemingly very little relationship between the level of deliberate informal voting and these social factors. The most significant statistics are the weak negative correlation which the levels of deliberate informal votes have with relative socio-economic advantage and disadvantage, and education and occupation, which is -0.15 and -0.13 respectively. This weak association may suggest that as these social scores increase, the likelihood of voting informally intentionally will decrease. However, it can be more inferred from the data that the social factors listed

Reason for Informality	Category	Description	2014	2018
Apparently Intentional	Blank	Ballot papers left blank	30.30%	27.82%
	Other Intentional	All other forms of intentional informal voting	19.23%	11.43%
Apparently Accidental	Number 1 only	Only the number "1" included	22.98%	24.89%
	Numbers – insufficient	Ballot papers starting with 1 but including insufficient numbers to constitute a formal vote	9.80%	7.25%
	Numbers – sequence error	Errors in the numerical order of voting		10.5%
	Numbers – other			2.62%
	Ticks/crosses preference	Ballot papers indicating a clear preference through a single tick or cross	8.10%	9.87%
	Ticks/crosses other			3.86%
	Writing – other	Vague scrawls not indicating any intention	2.14%	1.75%

Figure 22: Informal voting categories for analysis of the 2018 State election. The categories were changed in 2018 to make it easier to identify apparently intentional and apparently accidental voting errors, so not all categories can be compared between the two elections.

in the SEIFA index most likely have little impact on whether an individual is going to intentionally vote informally.

While districts with high levels of intentional informal voting were scattered throughout the State, they were concentrated in regional Victoria. Of the 16 districts where more than 45% of the total informal votes were deliberate, 11 of them were located in regional Victoria. The five districts with the highest levels of deliberate informal voting were in regional Victoria. In contrast, the 13 districts which had the highest proportions (more than 60%) of preference informal votes were all metropolitan, while 10 of the 13 districts which had the lowest proportions of preference votes (less than 45%) were non-metropolitan. There was a weak positive correlation (.28344522) between the proportions of residents speaking a language other than English and the proportions of preference informal votes. The incidence of ticks and crosses ranged from 5.05% in South Barwon to 27.99% in Dandenong. There was a fairly strong positive correlation (.559984084) between the proportions

of residents speaking a language other than English and the percentage of ticks and crosses by district, which suggests that many residents voted as they did in their country of origin. See Appendix 17 for details of apparently intentional informal voting by district.

Below-the-line votes

The proportion of voters deciding to vote below-the-line (BTL) on their region ballot paper increased from 6.08% in 2014 to 8.87% in 2018. There was significant variation between regions, ranging from 5.69% in South-Eastern Metropolitan to 13.18% in Northern Metropolitan. The range was much wider at district level, from 4.34% in Cranbourne to 23.43% in Brunswick. Below-the-line voting was concentrated in the inner suburbs, with more than 20% voting below the line in Brunswick, Melbourne, Northcote and Richmond. Suburbs within some 15 kilometres of the CBD had a BTL rate of more than 10%, as well as corridors stretching east to Ringwood and south-east to Sandringham, and “tree changer” districts such as

Macedon and Monbulk. The lowest proportions of people voting BTL (less than 5%) were scattered in the outer western, northern and south-eastern suburbs, as well as Mildura District. The pattern was similar to that in 2014.

As Figure 22 shows, the incidence of voting BTL varied greatly by party. Voters for the major parties were less inclined to vote BTL, probably because at nearly all voting centres they received HTVCs advising them to vote in the square above the line for their party. Even so, more of the major parties' supporters voted BTL than in 2014; for example, the BTL rate for the ALP vote almost doubled, from 3.74% in 2014 to 6.77% in 2018. The rate of BTL voting was much higher for most of the small parties. They did not have the resources to distribute HTVCs, and voters for those parties (half of which were new) may have been less disposed to follow the party ticket. Almost half (46.35%) of voters for Fiona Patten's Reason Party voted BTL, and 35.41% of Victorian Socialist voters did so. An exception was the Liberal Democratic Party, whose BTL voting rate was only 5.9%. The Greens stood out as having a much higher rate of BTL voting than the other larger parties, and in fact votes for the Greens made up almost a quarter of all BTL votes.

Of those who voted below-the-line, more than half (53.61%) simply voted 1 to 5. Only 7.58% numbered all the squares on the ballot paper – well below the 14.65% of BTL voters who did so in 2014. The remaining BTL voters finished at various points, with fairly small numbers for each finishing point (though 4.57% voted 1 to 7 and 6.24% voted 1 to 10, possibly for two groups on the ballot paper). There was some variation among the regions; broadly, voters in regions with a higher BTL voting rate were less inclined to stop at 5, and showed a slight tendency to go to the end. For instance, in Southern Metropolitan Region, 46.56% voted 1 to 5, and 8.71% numbered all the squares on the ballot paper.

How-to-vote card conformity

Votes for Melbourne District were entered into the computer count program, enabling the VEC to measure the number of votes that conformed to registered how-to-vote cards. Figure 24

shows how-to-vote card conformity by party. One candidate, Mr Peter Hanlon (Independent), registered an open card not allocating preferences, and these votes were not included.

Very few voters for the minor parties followed their party's how-to-vote card, probably because they never saw it. There was more compliance among voters for the ALP and the Greens, but it was still very low. Overall, little more than one fifth of Melbourne voters followed how-to-vote cards.

After the 2010 State election, the VEC measured how-to-vote card conformity in eight districts, including Melbourne. At that election, 35.1% of Melbourne voters followed how-to-vote cards. How-to-vote card conformity has fallen sharply, particularly among Liberal voters (from 40.2% to 10.81%) and ALP voters (from 42.3% to 25.87%). Greens voter conformity has been more stable, declining from 26.2% to 23.49%.

Donkey votes

The VEC also measured donkey votes for Melbourne District. A donkey vote is a vote cast by a voter who numbers the squares down (or more rarely up) the ballot paper, without caring about the nature of the candidates on offer. It is important to note that a donkey vote is considered a formal vote.

To measure real donkey votes, it is necessary to distinguish them from votes following party advice and from votes that were logically in this order given the nature of the candidates. The lead candidate for Melbourne was endorsed by the Australian Greens. The Greens' registered how-to-vote card was not in donkey-vote order, and a vote in that order would not have been a likely logical choice. In Melbourne District, there were 253 donkey votes and 22 reverse donkey votes. Donkey votes comprised only 0.68% of total formal votes for Melbourne, and 1.6% of the votes for the Greens. These figures are consistent with the VEC's 2010 survey of donkey votes in eight districts.

Party	BTL votes	Total votes	BTL votes as proportion of Total
Animal Justice Party	11,256	77,274	12.71%
Aussie Battler Party	2,727	33,234	8.21%
Australian Country Party	2,097	24,374	8.6%
Australian Greens	71,346	331,751	21.51%
Australian Labor Party	95,220	1,406,122	6.77%
Australian Liberty Alliance	3,179	20,131	15.79%
Derryn Hinch's Justice Party	11,069	134,413	8.24%
Fiona Patten's Reason Party	22,713	49,008	46.35%
Health Australia Party	3,424	28,190	12.15%
Hudson 4 NV	918	6,438	14.26%
Labour DLP	5,841	75,294	7.76%
Liberal	26,158	615,050	4.25%
Liberal/The Nationals (joint ticket in country Regions)	16,500	439,930	3.75%
Liberal Democrats	5,280	89,441	5.9%
Shooters, Fishers and Farmers Vic	10,352	108,312	9.56%
Sustainable Australia	6,373	28,866	21.34%
Transport Matters	3,165	22,228	14.24%
Victorian Socialists	11,550	32,614	35.41%
Voluntary Euthanasia Party (Victoria)	6,672	42,730	15.61%%
Vote 1 Local Jobs	685	5,351	12.8%
Non-party groups	356	1,441	24.71%

Figure 23: Below-the-line votes by party, 2018 Victorian State election.

Party	Conforming votes	Total votes	Percentage conforming
Australian Greens	3705	15775	23.49%
Liberal	748	6920	10.81%
Liberal Democratic Party	0	410	-
Aussie Battler Party	0	233	-
Australian Labor Party	3769	14568	25.87%
Animal Justice Party	24	830	2.89%
Fiona Patten's Reason Party	78	1513	5.16%
TOTAL	8324	40229	20.64%

Figure 24: Number of votes conforming to registered how-to-vote cards, by party, for Melbourne District.

16 Analysis of the election

Participation in the election

Enrolment, voter turnout, and formal voting rates are useful indicators of the health of an electoral system. These participation indicators may be affected by the services provided by an electoral authority, interest in the election, the geography and demographic composition of the electorate, and even the weather on election day.

While more Victorians voted in 2018 than at any previous State election, the turnout rate for the State as a whole was 90.16% – the lowest since the 1945 State election (see Figure 25). This was a disappointing result, particularly given the comprehensive communication campaign across social media and outdoor advertising. It is incumbent on the Victorian Electoral Commission (VEC) to try to account for this development.

Voter turnout was highest in Eltham District (93.49%) and lowest in Broadmeadows District (82.27%). The voter turnout was typically higher in country Victoria than in the metropolitan regions, though despite this the Eastern Metropolitan Region had the highest voter turnout (91.68%). As in 2014, low voter turnout was concentrated in two types of district: four inner urban districts that have young and very mobile populations (Albert Park, Melbourne, Prahran and Richmond); and four districts that have high proportions of residents who are not proficient in English and with a degree of social disadvantage (Broadmeadows, Dandenong, Footscray and St Albans). See Appendix 14 for turnout by district.

The VEC compared voter turnout of Victorian districts to the ABS SEIFA¹ indexes for the districts' respective local council area, and found that out of the four indexes, economic resources had the greatest correlation with a moderate positive correlation of 0.44. Whilst not directly applicable as

¹ Socio-Economic Indexes for Areas (SEIFA) is a product developed by the ABS which scores and ranks geographic regions based on relative socio-economic advantage and disadvantage, economic resources, and education and occupation.

the SEIFA figures relate to local council boundaries rather than electoral boundaries, the correlation does suggest that as economic resources increase, voter turnout could also increase. It is important to acknowledge that correlation data does not necessarily establish causality, but does indicate two variables could be associated.

Direct enrolment

A large part of the explanation lies in the VEC's sheer success in enrolling electors. Since 2010, the VEC and AEC have engaged in direct enrolment, using information from trusted sources to enrol electors instead of waiting – in some cases indefinitely – for people to do it themselves. As a result, the estimated proportion of eligible Victorians on the roll has increased from 90.85% in 2010 to 96.60% at the 2018 State election (see Figure 26).

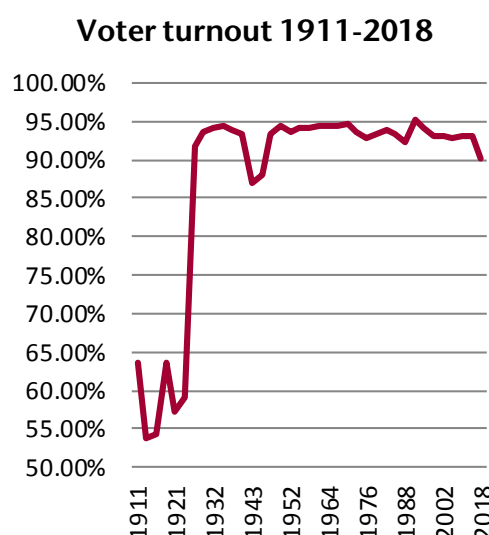


Figure 25: Voter turnout in Victorian State elections 1911-2018. Two factors are responsible for the large increase between the 1924 and 1927 elections: the introduction of compulsory voting for Legislative Assembly elections in Victoria in 1926; and the election being held on a Saturday for the first time.

Enrolment and voter turnout 2006-2018

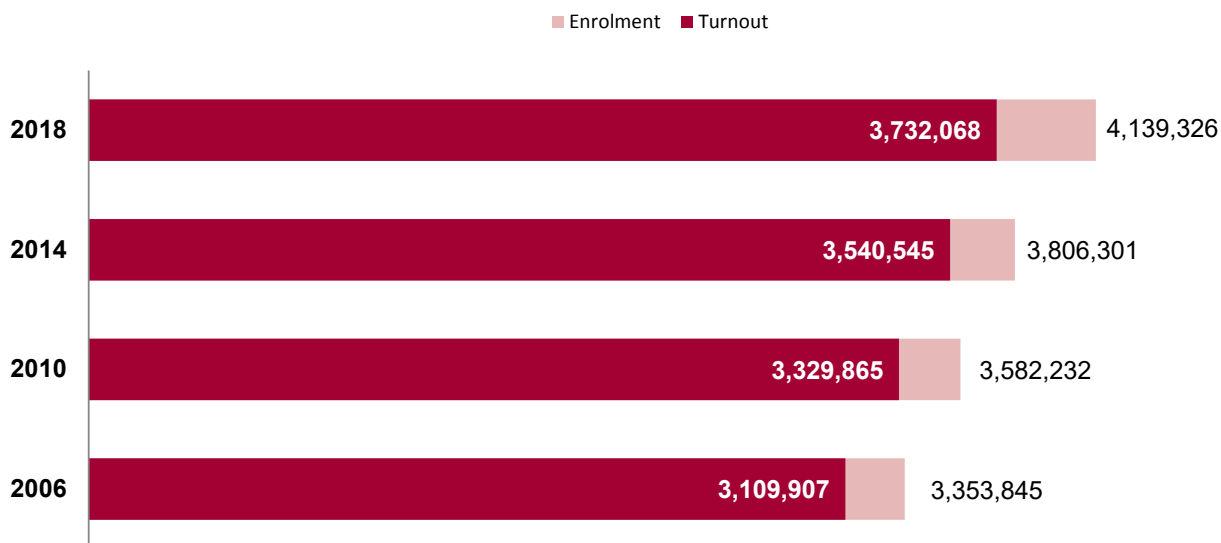


Figure 26: Enrolment and voter turnout at Victorian State elections 2006-2018.

However, directly enrolled electors do not participate at the same rate as electors in general. Of the 324,501 electors who were directly enrolled from the start of 2017, only 234,347 voted at the 2018 State election – a turnout rate of 72.22%. If the directly enrolled electors had voted at the same rate as Victorians in general, there would have been more than 90,000 additional votes. There were some directly enrolled electors at the 2014 State election, but their numbers were too small to make a material difference. In 2018, the lower participation rate of directly enrolled electors significantly depressed the overall voter turnout.

Young people

Another factor appears to have been a decline in participation by young electors. There was a slight fall in participation in all age groups but the fall was greatest – and participation lowest – among 25-29 year olds, whose turnout dropped from 86.63% in 2014 to 83.70% in 2018 (see Figure 27). Independent tracking research over the election period supports the view that young people were less inclined to participate; the research found that young people became increasingly aware of the election and the VEC's communication campaign, but this had no effect on their disposition to vote. The VEC will need to

Voter turnout by age 2018

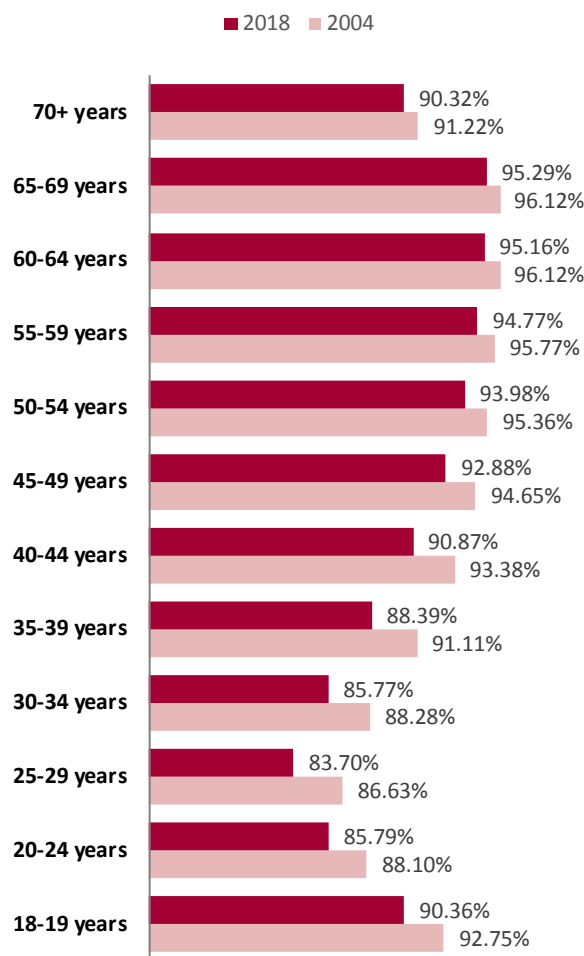


Figure 27: Voter turnout by age, 2018 Victorian State election.

consider how to better engage young people. It is worth noting that the next largest decrease in participation was in the 35-39 year old age group, followed by 30-34 year olds and 40-44 year olds.

Marriage equality survey

There was a surge in enrolments in the lead-up to the 2017 Australian Marriage Law Postal Survey. Observers wondered whether the mainly young people who enrolled for the survey would vote in following elections, and evidence from the Victorian election indicates that many of them did not vote. Of the 35,730 electors who enrolled for the first time in August 2017 and were still enrolled at the time of the 2018 State election, only 24,245 voted – a turnout rate of only 67.86%. Electors who were younger than 20 comprised 32.18% of the August 2017 enrollees, and in the State election these new electors had a highly satisfactory turnout rate of 91.03%. It was voters in their 20s (who made up 43.75% of the August 2017 enrollees) who were least inclined to vote – only 55.79% of them voted in the State election.

Overseas travel

A further contributing factor to the low turnout rate may be Victorians’ increasing propensity to travel overseas. An estimated 240,000 Victorians returned from short-term overseas trips in November 2018. At this election, Victorians who were interstate or overseas could apply to have their ballot papers emailed to them, but then they would have to print them, and most importantly, post them back to reach the VEC before the deadline – which, at the 2018 election had been reduced from nine days after election day to just five days. In many cases, this was not practical. Some 5,600 Victorians voted in this way at the State election – a small proportion of the total overseas. Online voting, or at least the ability to email completed votes back to the VEC, would facilitate participation by Victorians who are overseas during the election period.

Voting trends

The number of enrolled Victorians has increased by 23.42% since 2006 and the biggest change in voting behaviour has been an increase in early voting and corresponding decrease in own-district election day voting (known as ordinary voting). Figure 28 shows the proportion of votes counted by vote type in Victorian State elections since 2006.

Of the total votes counted for the election, there were 1,801,485 (48.27%) issued as ordinary votes on election day. This compares with 2,056,327 (58.60%) in 2014 and reflects the continuing trend towards early voting. Legislation was changed prior to the 2018 State election that means voters no longer need to declare they are unable to vote on election day in order to vote early, so this may have contributed to the increase in the number of early voters.

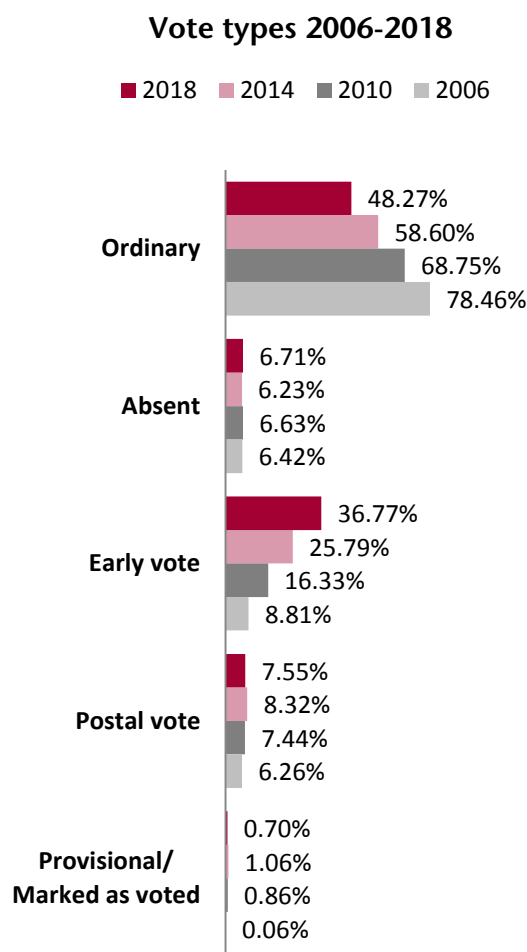


Figure 28: Vote types as a proportion of total votes cast in Victorian State elections 2006-2018.

Over the past four Victorian State elections, substantial increases have been observed in the number and proportion of electors voting early. At the 2018 State election, more than one third of electors voted early (1,372,190 people), compared with one quarter in 2014 (912,697 people).

The proportion of electors voting by post has remained fairly consistent since 2006, after a slight increase at the 2014 State election. In the 2018 State election 250,403 electors voted by post, compared to 294,571 in 2014. The proportion of electors voting outside their electorate on election day (absent voters) has remained steady since 2006, and the proportion of provisional voters remains comparatively small at less than 1%.

Changes in Parliament

There was a substantial turnover of members of Parliament in 2018. In the Legislative Assembly, 13 members stepped down at the election, one transferred successfully to the Legislative Council and 10 members were defeated at the election. These departures were replaced by 24 new members. The Legislative Council realised a higher proportion of changes, with four retirements, two unsuccessful transfers to the Assembly and nine members defeated. Fourteen new members were elected to the Legislative Council, and one member (the Hon Jane Garrett) transferred from the Assembly.

Overall, there were 17 retirements at the State election, comprising 10 members of the ALP, six Liberals and one Independent. Members stepping down included the Hon Louise Asher (deputy leader of the Liberal Party, 1999-2002 and 2006-2014), the Hon Richard Dalla-Riva (former Minister for Employment and Industrial Relations and for Manufacturing), the Hon Martin Dixon (former Minister for Education), the Hon Christine Fyffe (former Speaker of the Assembly), the Hon Telmo Languiller (former Speaker of the Assembly), the Hon Wade Noonan (former Minister for Police and Corrections, for Industry and Employment and for Resources) and the Hon Marsha Thomson (former Minister for Small Business, for Consumer Affairs and for Information and Communication Technology).

Of the 111 members who stood at the State election, 90 were re-elected and 21 were defeated. Eleven of the defeated members were Liberals, two were Nationals, five were Greens, one was from the Shooters, Fishers and Farmers Party and there were two Independents (Dr Rachel Carling-Jenkins, who was elected as a Democratic Labour Party candidate in 2014, and Mr James Purcell, who was elected as a Vote 1 Local Jobs candidate in 2014).

The youngest candidate was 18 years old and the oldest was 88 years old (see Figure 29). The youngest candidate to be elected was 25 years old and the oldest was 71 years old.

Of the 38 new members, 24 were ALP, four Liberal, one Greens, three Derryn Hinch's Justice Party, two Liberal Democratic Party, one Animal Justice Party, one Sustainable Australia, one Transport Matters Party and one Independent. Across both houses, 30% of the members elected were new, compared with 29% in 2014.

Candidates and Parties

Twenty registered political parties stood candidates, one less than in the 2014 State election. Three registered parties (the Australian Conservatives (Vic.), Pauline Hanson's One Nation and the Socialist Alliance) did not stand candidates in 2018. Seven parties that stood candidates in 2014 were de-registered in the three following years, while eight newly registered parties stood candidates in 2018: Aussie Battler Party, Australian Liberty Alliance, Derryn Hinch's Justice Party, Health Australia Party, Hudson for Northern Victoria, Sustainable Victoria, Transport Matters Party, Victorian Socialists.

The total of 887 candidates was slightly below the record 896 candidates in 2014. The newly registered parties in 2018 tended to endorse slightly fewer candidates than most parties did in 2014.

The number of candidates declined in the Legislative Assembly while increasing slightly in the Legislative Council. The new parties concentrated their efforts on the Legislative Council, where they had more chance of being

Candidates by age 2018

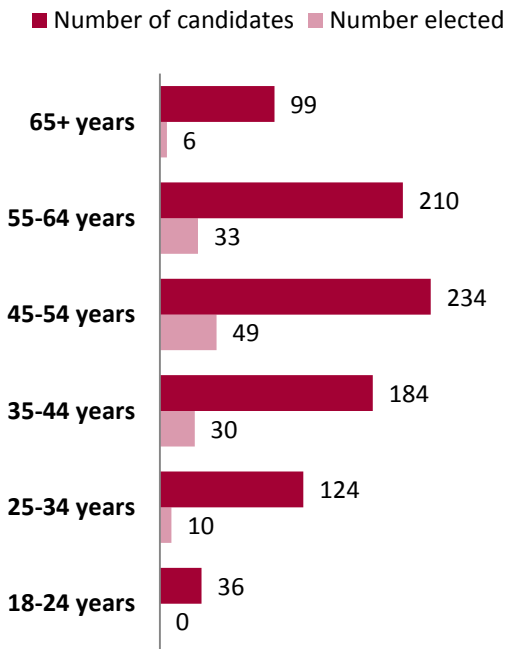


Figure 29: The number of candidates by age and the number elected, 2018 Victorian State election.

elected. Several parties, notably the Animal Justice Party and the Democratic Labour Party (DLP), stood more candidates than in 2014. The number of independent candidates increased slightly from 107 in 2014 to 111 in 2018.

The number of candidates per Legislative Assembly district ranged between three and 12, with five being the most common number (occurring in 30 districts). The average number of candidates per district was 5.8, compared with 6.2 in 2014. The number of candidates per Legislative Council region ranged from 45 (in five regions) to 53 (South-Eastern Metropolitan), with an average of 9.4 candidates for each of the 40 seats (a marginal increase from 8.8 in 2014). The youngest candidate was 18 years old and the oldest was 88 years old (see Figure 29). The youngest candidate to be elected was 25 years old and the oldest was 71 years old.

The number of women nominating as candidates was 347 (39.3% of the total) – an increase in both raw numbers and proportionally from the 2014 election (see Figure 30). The number of women

in Parliament increased from 48 (37.5% of all MPs) after the 2014 election to 53 (41.4%) after the 2018 election. Nearly half (19 out of 40) of the members of the Legislative Council are women.

Two-Party-Preferred Vote

Since 1985, the Victorian Electoral Commission (and its predecessor, the State Electoral Office) has prepared two-party-preferred vote statistics for each State election. The purpose of the two-party-preferred vote is to show, for each electoral District and for the State as a whole, how the vote was divided between the ALP and the Liberal and National parties, taking into account the preferences of people who vote for other parties and independents. The two-party-preferred vote was calculated as follows.

In 26 districts, the result of the preference distribution constituted the two-party-preferred vote. These were districts where the preference distribution continued until there were only two candidates left in the count, and those two candidates were ALP and Liberal/National.

In 51 districts, the two-candidate-preferred (2CP) count constituted the two-party-preferred vote. These were districts where the 2CP count was between an ALP and a Liberal/National candidate, and where a preference distribution was not required because one candidate gained more than half of the first-preference votes (38 districts were in this position), or a preference distribution concluded with more than two candidates still in the count (there were 12 such districts), or, in the case of Benambra, the 2CP count was between a Liberal and an ALP candidate and the preference distribution was between Liberal and an Independent.

In 10 districts, there were special two-party-preferred counts. In these districts, neither the preference distribution nor the 2CP count was between the ALP and the Liberal/National candidates: in Brunswick, Melbourne, Northcote and Preston the final contest was between the ALP and the Greens; in Geelong, Morwell and Pascoe Vale it was between the ALP and an Independent; in Prahran it was between the Liberals and the

**Women nominating and elected
2006-2018**

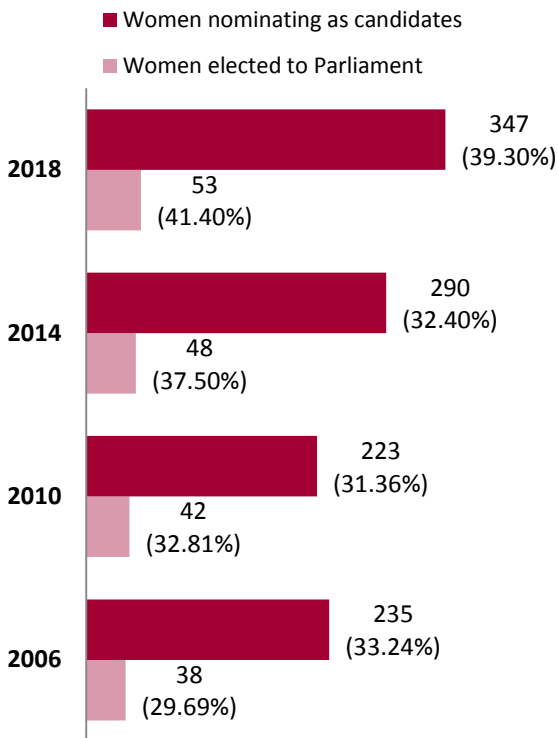


Figure 30: Women nominating as candidates and elected to Parliament, Victorian State elections 2006-2018.

Greens; and in Mildura and Shepparton it was between Liberals/Nationals and an Independent. In these districts the special count revealed the balance between the ALP and the Coalition.

For the first time, the two-party-preferred vote could not include all districts, as the Liberal Party did not stand a candidate for Richmond District.

In three districts both the Liberal and National parties stood candidates. In Bendigo East and Shepparton the Liberals were clearly the leading Coalition party, while in Morwell the Nationals overtook the Liberals in the preference distribution.

It is worth noting that the two-party-preferred vote is obtained for information purposes only. It provides a measure – for each district and for the State as a whole – of support for the parties most likely to form government. The two-party-preferred vote does not affect the result of the election in any district. The result is determined according

to law by the count of first-preference votes and by preference distributions where required until one candidate has a majority, regardless of the party affiliations of the candidates.

In most State elections there are several cases where the ALP or Liberal/National candidates are not the two leading candidates in a district. There were nine such cases in the 2006 election, seven in 2010, six in 2014 and eight in 2018 (Brunswick, Geelong, Melbourne, Morwell and Northcote, where the Liberal candidate was third in terms of first-preference votes; Pascoe Vale, where the Liberal candidate was fourth; Mildura, where the ALP candidate was third; and Shepparton, where the ALP candidate was fourth). In each case, preferences were distributed to the ALP and to the Liberal or National candidate, in order to maintain a consistent approach and establish a two-party-preferred vote. In the 2018 State election, the two-party-preferred vote across the 87 applicable districts was 57.3% ALP and 42.7% Liberal/National.

17 Appendices

Appendix 1: Summary of election expenditure – candidates’ deposits and election entitlements

2018 State election expenditure report summary

Financial year	Actuals	Budgets	Variance
2017-2018	1,643,715	4,228,450	2,584,735
2018-2019	58,554,341	62,601,477	4,047,136
Total	\$60,198,056	\$66,829,927	\$6,631,871

Appendix 2: Election entitlements/payments – registered political parties

Party name	Entitlement	Paid	Difference
Animal Justice Party	80,245	80,245	
Australian Country Party	11,491	11,491	
Australian Greens	1,197,550	1,197,550	
Australian Labor Party	5,065,377	5,065,377	
Derryn Hinch's Justice Party	178,327	151,039	27,287*
Fiona Patten's Reason Party	34,580	34,580	
Labour DLP	35,413		35,413**
Liberal	3,691,877	3,691,877	
Liberal Democrats	71,011	71,012	
Shooters, Fishers & Farmers Vic	178,244	101,045	77,199*
Sustainable Australia	9,457	9,457	
The Nationals	294,754	294,754	
Transport Matters	11,170	11,170	
Victorian Socialists	35,887	35,887	
Total	\$10,895,383	\$10,755,483	\$139,900

*The shortfall between the entitlements calculated on a set \$ amount per vote, and the claims paid on receipt of an audited statement of expenditure, is shown in the difference column.

**Claim for Policy Funding made

Appendix 3: Election entitlements/payments – independent candidates

Name	Entitlement	Paid	Difference
ATKINS, Tammy	12,555	12,555	
BINGHAM, Jarrod	4,974	4,974	
BIRCHALL, Ian	7,704	7,704	
BURGESS, Ray	4,179	4,179	
CARLING-JENKINS, Rachel	3,651	3,651	
COLE, Damien	6,473	6,473	
COSSARI, Joe	3,252	3,252	
CUPPER, Ali	21,315	21,315	
DESIATO, Alahna	2,716		2,716*
DUNSCOMBE, Michelle	3,698	3,698	
FIRTH, Don	5,311	5,311	
GARDNER, Michael James	3,201		3,201*
GARRA, Joe	13,449	5,195	8,253**
GRECO, Gaetano	4,498	4,498	
HAWKINS, Jacqui	11,702	11,503	200**
HEMPHILL, Peter	7,712	7,712	
HOOPER, Tony	10,257	10,257	
KAVANAGH, John	5,674	5,674	
LANGDON, Craig	3,446	3,446	
LAWRENCE, Richard	2,979	2,979	
LE SERVE, Clare	3,871	3,871	
LYONS, Darryn	17,840	17,840	
MARTIN, Clarke	5,805	5,805	
MULVANY, Simon	3,108		3,108*
NEOH, Michael	6,536	6,398	138**
NORTHE, Russell	13,739	11,729	2,010**
O'CONNOR, Jenny	9,497	9,496	2**
PURCELL, James	11,835	11,835	
RAMSEY, Sophie	3,955	3,955	
SHEA, Barry	4,323	1,128	3,195**
SHEED, Suzanna	27,748	27,748	
SINGH, Ramanjit	3,115		3,115*
STAVRESKI, Nikola	3,267		3,267*
TIMMIS, Steven John	4,471		4,471*
TRAN, Kevin Quoc	4,722	4,722	
TURNER, Bob	7,189	7,189	
VO, Hung	4,202	3,493	709**
YILDIZ, Oscar	17,339	17,339	
ZOGHEIB, Golda	3,679		3,679*

17 Appendices

Name	Entitlement	Paid	Difference
Total	294,982	256,918	\$38,064

* No claim received for entitlement

**The shortfall between the entitlements calculated on a set \$ amount per vote, and the claims paid on receipt of an audited statement of expenditure, is shown in the difference column.

Appendix 4: Candidate nomination deposits refunded

Candidate (Ballot paper name)	Total candidates	Total refund received
Animal Justice Party	60	16
Aussie Battler Party	19	0
Australian Country Party/Give it Back	18	2
Australian Labor Party - Victorian Branch	128	128
Australian Liberty Alliance	17	0
Democratic Labour Party	39	3
Derryn Hinch's Justice Party	22	12
Fiona Patten's Reason Party	30	4
Health Australia Party	16	0
Hudson for Northern Victoria	16	0
Liberal Democratic Party	21	7
Liberal Party of Australia – Victorian Division	114	114
National Party of Australia – Victoria	16	16
Shooters, Fishers and Farmers Party Victoria	24	13
Sustainable Australia (VIC)	27	1
The Australian Greens – Victoria	128	123
Transport Matters Party	30	4
Victorian Socialists	35	4
Voluntary Euthanasia Party (Victoria)	16	0
Vote 1 Local Jobs	2	0
Independents	113	41
Total	891*	488*

* These figures include four candidates (two independents, one from Fiona Patten's Reason Party, one from Transport Matters Party) who retired prior to the close of nominations, and were refunded their deposit.

Appendix 5: New political party registration applications, December 2014 – November 2018

Party	Date of Application	Date of Registration	Number of Objections
Australian Conservatives (Vic.)	06-Jun 2017	18-Jul 2017	0
Help End Marijuana Prohibition (HEMP)	14-Jun 2017	Not registered	1
Transport Matters Party	24-Jan 2018	30-Apr 2018	0
Derryn Hinch's Justice Party	01-Feb 2018	28-May 2018	1
Health Australia Party	02-Feb 2018	24-Apr 2018	0
Pauline Hanson's One Nation	01-Mar 2018	01-Jun 2018	1
Flux Party Victoria	02-Mar 2018	Not registered	0
Victorian Socialists	19-Apr 2018	06-Jun 2018	0
Sustainable Australia (VIC)	14-Jun 2018	24-Jul 2018	0
Hudson for Northern Victoria	6-Jul 2018	27-Aug 2018	0
Australian Liberty Alliance	10-Jul 2018	01-Oct 2018	0
Stop Live Exports	12-Jul 2018	Not registered	0
Aussie Battler Party	01-Aug 2018	16-Oct 2018	1

Appendix 6: Political party registration logo applications, August – November 2018

Party	Date of Application	Date of Registration	Number of Objections
Animal Justice Party	01-Aug	06-Sep	0
Australian Conservatives (Vic.)	01-Aug	06-Sep	0
Australian Country Party/Give it Back	01-Aug	06-Sep	0
Australian Labor Party – Victorian Branch	01-Aug	05-Sep	0
Democratic Labour Party (DLP)	01-Aug	08-Oct	1
Derryn Hinch's Justice Party	01-Aug	05-Sep	0
Fiona Patten's Reason Party	01-Aug	06-Sep	0
Health Australia Party	01-Aug	06-Sep	0
Hudson for Northern Victoria	01-Aug	05-Sep	0
Liberal Democratic Party	01-Aug	06-Sep	0
Liberal Party of Australia – Victorian Division	01-Aug	05-Sep	0
National Party of Australia – Victoria	01-Aug	06-Sep	0
Pauline Hanson's One Nation	01-Aug	06-Sep	0
Shooters, Fishers and Farmers Party Victoria	01-Aug	06-Sep	0
Sustainable Australia (VIC)	01-Aug	06-Sep	0
The Australian Greens – Victoria	01-Aug	06-Sep	0
Transport Matters Party	01-Aug	02-Oct	0
Victorian Socialists	01-Aug	06-Sep	0
Voluntary Euthanasia Party (Victoria)	01-Aug	05-Sep	1
Vote 1 Local Jobs	01-Aug	06-Sep	0
Australian Liberty Alliance	01-Aug	01-Oct	0
Stop Live Exports	01-Aug	Not registered	0

Appendix 7: Advertisements, Voters Voice app, social media

Election Managers:

Eastern Metropolitan Region	Northern Metropolitan Region	South-Eastern Metropolitan Region	Sandringham District
Bayswater District Bill Kennedy Unit 3 24 Longstaff Road BAYSWATER Tel: 8619 1400	Broadmeadows District Gerard Cartwright 1711 Coopers Street CAMPBELLFIELD Tel: 8619 1422	Carrum District Chris Simpson 5/684-700 Frankston- Dandenong Road CARRUM DOWNS Tel: 8619 1444	Robyn Whittle 5147 Wangera Road CHELTENHAM Tel: 8619 1465
Box Hill District Jo McCozy 34-36 Prospect Street BOX HILL Tel: 8619 1401	Brunswick District Norena Kavanagh 783-787 Sydney Road BRUNSWICK Tel: 8619 1423	Clarendon District Robyn Farmer Ground Floor, Building 25 121 Rayhur Street CLAYTON SOUTH Tel: 8619 1445	Western Metropolitan Region
Bullfinch District Angie Law Suite 5, Level 1 90-94 Tram Road DONCASTER Tel: 8619 1402	Bundoora District Ann Butler 96-100 Main Street GREENSBOROUGH Tel: 8619 1424	Cranbourne District Peter Lea Showroom 2, Cranbourne Home 398 South Gippsland Highway CRANBOURNE Tel: 8619 1446	Altona District Kristy Taylor-Smith 108 Pier Street ALTONA Tel: 8619 1466
Croydon District Genevieve Hammetton Unit 1 37-51 Lecher Road CROYDON Tel: 8619 1403	Melbourne District 530 Collins Street MELBOURNE Tel: 8619 1425	Dandenong District Bill Irvine 279 Lonsdale Street DANDEENONG Tel: 8619 1447	Essendon District Penelope Haren 1065-1069 Mt Alexander Road ESSENDON Tel: 8619 1467
Etham District Doug Hocking Level 1 1 Peel Street ELTHAM Tel: 8619 1404	Mill Park District Kerrie Laing Westfield Plenty Valley Shop M/24 415 McDonalds Road MILL PARK Tel: 8619 1426	Frankston District Bill Lang Suite G4 431 Nepean Highway FRANKSTON Tel: 8619 1448	Footscray District Peter Featherston Level 2 136 Nicholson Street (access via Albert Street) FOOTSCRAY Tel: 8619 1468
Ferntree Gully District Stuart Parsons 500 Burwood Highway (corner Tyner Road) WANTRINA SOUTH Tel: 8619 1405	Northcote District Paul Warner 385 High Street THORNBUURY Tel: 8619 1427	Middle District Gordon McFarlane 12 Howes Street AIRPORT WEST Tel: 8619 1470	Kororoit District Bill Shephard 593 Edgar Road DERRIMUT Tel: 8619 1469
Forest Hill District Dave Bothway Building 1, Ground Floor 303 Burwood Highway BURWOOD EAST Tel: 8619 1406	Pascoe Vale District Linda Summers 98 Gathway Street COBURG Tel: 8619 1428	Mordialloc District Mary-Elin Ray 14-16 Bond Street MORDIALLOC Tel: 8619 1450	St Albans District Murray Dawson-Smith 3 St Albans Road ST ALBANS Tel: 8619 1471
Ivanhoe District Chris Browne 179 Burgandy Street HEIDELBERG Tel: 8619 1407	Preston District Jeff Katz 508 High Street PRESTON Tel: 8619 1429	Murwillumbidgee District Michael Miller 126-128 Browns Road NOBLE PARK NORTH Tel: 8619 1451	Sunbury District Mathew Reader 61 Home Street SUNBURY Tel: 8619 1472
Mount Waverley District Ed Stewart 2/250 Springvale Road GLEN WAVERLEY Tel: 8619 1408	Richmond District Jane Bennett Shop SP61A 61-63 Springvale Street RICHMOND Tel: 8619 1430	Narre Warren North District Robert Costelloe 6/74-80 Melbourne Drive HALLAM Tel: 8619 1452	Sydenham District D Chanters Watergardens Town Centre, Shop R1 (corner McCubbin Drive and Milton Highway) TWILERS LAKES Tel: 8619 1473
Ringwood District Brian Kelly 259 Maroonah Highway RINGWOOD Tel: 8619 1409	Thomasstown District Briane McEhane Suite 2 92 Keon Parade THOMASTOWN Tel: 8619 1431	Narre Warren South District Carol Smith Hampton Park Shopping Square, Shop 62 (access via Commerce Drive) HAMPTON PARK Tel: 8619 1453	Tarnet District Jude Blackwood 7/2-4 Desire Place HIPPOCROSS CROSSING Tel: 8619 1474
Warrandyte District Sandra Miller 2/660 Doncaster Road DONCASTER EAST Tel: 8619 1410	Williamstown District Rose McFarlane Unit 1, 13 Export Drive BROOKLYN Tel: 8619 1476	Werribee District Heidi Burnell Shop 3-8 29 Watton Street WERRIEBE Tel: 8619 1475	Williamstown District Rose McFarlane Unit 1, 13 Export Drive BROOKLYN Tel: 8619 1476
Eastern Victoria Region	Northern Victoria Region	Southern Metropolitan Region	Western Victoria Region
Baso District David Wall 1/20 Inverloch Road WONTHAGGI Tel: 8619 1411	Benambra District Trevor Dawson 170 High Street WODONGA Tel: 8619 1433	Albert Park District Mike Harrison 307-309 Clarendon Street SOUTH MELBOURNE Tel: 8619 1455	Bellarine District Noel McPhee 252-260 Portarlington-Moolap ROAD MOOLAP Tel: 8619 1477
Evelyn District Jenny McKinnar 26 Tesmar Circuit (access via Ramsett Drive) CHERRIDGE PARK Tel: 8619 1412	Bendigo East District Carl Chirgwin Unit 13a 172-176 McIvor Road BENDIGO Tel: 8619 1434	Bentleigh District Adrienne Osborne 417 South Road BENTLEIGH Tel: 8619 1456	Buninyong District Colin Nicholson 1140/1 Lal Lal Street CANADIAN Tel: 8619 1478
Gembrook District Hazel Green Lot 1 24 Toomuc Valley Road PAKENHAM Tel: 8619 1413	Bendigo West District Dean Curtis 284-288 High Street GOLDEN SQUARE Tel: 8619 1435	Brighton District Clarrissa Hyland 441a Bluff Road HAMPTON Tel: 8619 1457	Geelong District Brian Dutton Shop 1, 110-122 High Street BELL MOUNT Tel: 8619 1479
Gippsland East District Sandra Wood Shop 1 80-88 Main Street BAIRNSDALE Tel: 8619 1414	Eildon District Peter Williams 1956 Warburton Highway LAUNCHING PLACE Tel: 8619 1436	Burwood District Richard Nixon 6/154 Highway Road BURWOOD Tel: 8619 1458	Lara District Amanda Jennings 4-6 Beauford Avenue BELL POST HILL Tel: 8619 1480
Gippsland South District Janette Taylor 40 McCartin Street LEONGATHA Tel: 8619 1415	Eura District Alison Ridley 16-18 Station Street SEYMOUR Tel: 8619 1437	Caulfield District Donna McLean Unit 5 and 6 15-17 Pakington Street ST KILDA Tel: 8619 1459	Lowan District Graeme Sargent 45 Wilson Street HORSHAM Tel: 8619 1481
Hastings District Ian Hemm Shop 10 108 High Street HASTINGS Tel: 8619 1416	Macedon District Kate Daniel 4/17 Goodie Street GISBORNE Tel: 8619 1438	Hawthorn District Mark Huggson Part 2-6 Hall Street HAWTHORN EAST Tel: 8619 1460	Melton District Peter Long 1716 Harrison Court MELTON Tel: 8619 1482
Mansfield District Leonie Taylor Shops 1-4 232 Ridge Road CLINDA Tel: 8619 1417	Mildura District Trevor Leighton 824 Fifteenth Street MILDURA Tel: 8619 1439	Kew District Neil Farmer Unit 3 796 High Street KEW EAST Tel: 8619 1461	Powdermill District Elizabeth Reaves 6 Murray Street COLAC Tel: 8619 1483
Mornington District Peta Watson 28 Mitgate Drive MORNINGTON Tel: 8619 1418	Murray Plains District Kate O'Connor 2/21-24 Parritt Road WANGARATTA Tel: 8619 1441	Mahvern District Brenda Kovak Suite 2 1940-1957 Malvern Road MALVERN EAST Tel: 8619 1462	Ripon District Simon Mackinnon 8-12 Scotland Place STAWELL Tel: 8619 1484
Murwell District Janette Gibson 64 Church Street TRARALGON Tel: 8619 1419	Shepparton District Mike Beattie 57 Benalla Road SHEPPARTON Tel: 8619 1442	Oakleigh District Andrew Caplan Level 1 20 Atherton Road OAKLEIGH Tel: 8619 1463	South-Brown District Richard Stiles Lot 1, 8 Winkly Way TORQUAY Tel: 8619 1485
Narracan District Phillip Robinson Unit 4/142 Queen Street WARRACOLU Tel: 8619 1420	Yan Yean District Brenda Day Level 1, Suite 4D 61 High Street WALLAN Tel: 8619 1443	Prakhon District Sally Green 441 Malvern Road SOUTH YARRA Tel: 8619 1464	South-West Coast District Ian Suttles 48 Kepler Street WARRNAMBOOL Tel: 8619 1486
Nepean District Julie Allan Shop 13 143 Point Nepean Road DROMANA Tel: 8619 1421			Wendouree District Lynne Joseph 607 La Trobe Street REDAN Tel: 8619 1487

Information for candidates

Nominations are now open for the 2018 Victorian State election

Candidates who are not endorsed by a registered political party must nominate with the appropriate Election Manager. To speed up the nomination process at the election office, candidates can pre-populate a nomination form via the Candidate Helper online. The form must be completed, printed, signed and provided to the Election Manager with the nomination fee. Alternatively, a nomination form is included in the Candidate Kit available at the election office. Nominations close at 12 noon, Friday 9 November.

Late nominations cannot be accepted. Registered political parties must nominate candidates at the Victorian Electoral Commission (VEC), Level 11, 530 Collins Street, Melbourne. Nominations for party candidates close at 12 noon, Thursday 8 November. Late nominations cannot be accepted.

Additional information for Upper House candidates

Candidates for the Upper House (Legislative Council) who are not endorsed by a registered political party can nominate with any Election Manager within their region.

Two or more candidates who have nominated for the Upper House may request that their names be grouped on the ballot paper. Group requests must be received at the VEC by 12 noon, Thursday 8 November.

Group voting tickets must be lodged with the VEC by 12 noon, Sunday 11 November and will appear on the VEC website from Monday 12 November.

How-to-vote cards

If a person or organisation intends to distribute how-to-vote cards on election day, Saturday 24 November, the cards must be registered with the VEC.

Registered how-to-vote cards are the only form of printed electoral material that may be distributed within 400



metres of a voting centre on election day (penalties apply).

The period for submitting how-to-vote cards for registration is Monday 12 November to 12 noon, Friday 16 November.

Organisations or individuals other than registered political parties may submit how-to-vote cards to any Election Manager.

Registered political parties should submit all how-to-vote cards for registration to the VEC, Level 11, 530 Collins Street, Melbourne.

How-to-vote cards will be available to the public on the VEC website after they are registered.

How-to-vote cards submitted after 12 noon on Friday 16 November cannot be considered.

For more information call the Election Manager in the electorate where you intend to nominate or distribute how-to-vote cards.

Victorian Electoral Commission **VEC**

Your vote will help shape Victoria



f /electionsvic @electionsvic 131 832 VEC.VIC.GOV.AU

Authorised by W. Gately, AM, Electoral Commissioner, 530 Collins Street, Melbourne, Victoria 3000.

For enquiries in languages other than English call our interpreting service: * Arabic 9209 0190 Amharic * Bosnian 9209 0191 Bosnian * Cantonese 9209 0102 Cantonese * Hindi 9209 0193 Hindi * Italian 9209 0104 Italian * Japanese 9209 0194 Korean * Macedonian 9209 0105 Macedonian * Mandarin 9209 0106 Mandarin * Persian 9209 0195 Persian * Russian 9209 0196 Russian * Serbian 9209 0107 Serbian * Somali 9209 0198 Somali * Spanish 9209 0109 Spanish * Turkish 9209 0110 Turkish * Vietnamese 9209 0111 Vietnamese * All other non-English languages 9209 0112

You can vote early in the State election



Early voting centres are now open.

For the very first time, everyone can vote early in the Victorian State election.

Simply head to an early voting centre between Monday 12 November and Friday 23 November to have your say before election day.

Find your nearest early voting centre listed opposite.

For opening hours, visit vec.vic.gov.au.

Need information explained in an easy way about the November State election? Download the FREE VotersVoice™ app.



- Airport West (AWA)**
12 Howes Street
- Altona (LNWA)**
108 Pier Street
- Bairnsdale (AWA)**
Shop 1/80-88 Main Street
- Bayswater (AWA)**
Unit 3/24 Longstaff Road
- Bell Post Hill (AWA)**
4-6 Beauford Avenue
- Belmont (LNWA)**
Shop 1a, 110-122 High Street
- Bendigo (AWA)**
Unit 13a, 172-176 McIvor Road
- Bentleigh (AWA)**
417 South Road
- Box Hill (LNWA)**
34-36 Prospect Street
- Braeside (AWA)**
Office A, and Warehouse A,
41-51 Mills Road
- Bright (AWA)**
104c Gavan Street
- Brooklyn (LNWA)**
Unit 1/13 Export Drive
- Brunswick (AWA)**
783-787 Sydney Road
- Burwood (AWA)**
6154 Highbury Road
- Burwood East (AWA)**
Building 1, Ground Floor,
303 Burwood Highway
- Campbellfield (AWA)**
1/11 Cooper Street
- Canadian (AWA)**
1/401 Lal Lal Street
- Carrum Downs (IWA)**
5/684-700 Frankston-Dandenong Road
- Caulfield South (AWA)**
863 Glen Huntly Road
- Chelsea (AWA)**
Shop 13-15, 450 Nepean Highway
- Cheltenham (AWA)**
5/47 Wengara Road
- Chirside Park (AWA)**
26 Tesmar Circuit (via Ramsel Drive)
- Clayton South (AWA)**
Ground Floor, Building 25,
121 Rayhur Street
- Coburg (AWA)**
98 Gaffney Street
- Colac (AWA)**
6 Murray Street
- Cowes (AWA)**
Shop 2, 42 Thompson Avenue
- Craigieburn (AWA)**
29a Yellowbox Drive
- Cranbourne (AWA)**
Showroom 2, Cranbourne Home,
398 South Gippsland Highway
- Croydon (IWA)**
Unit 1/37-51 Lusher Road
- Dandenong (IWA)**
279 Lonsdale Street
- Derrimut (IWA)**
5/93 Elgar Road
- Doncaster (LNWA)**
Suite 5, Level 1, 90-94 Tram Road
- Doncaster East (AWA)**
2/850 Doncaster Road
- Dromana (IWA)**
Shop 13, 143 Point Nepean Road
- Echuca (AWA)**
22 Sturt Street
- Eltham (IWA)**
Level 1/1 Peel Street
- Essendon (AWA)**
1065-1069 Mt Alexander Road
- Footscray (AWA)**
L2/136 Nicholson Street
(enter via Albert Street)
- Frankston (LNWA)**
Suite 64, 431 Nepean Highway
- Gisborne (AWA)**
4/17 Goodie Street
- Glen Waverley (AWA)**
2/350 Springvale Road
- Golden Square (AWA)**
284-288 High Street
- Greensborough (AWA)**
98-100 Main Street
- Hallam (AWA)**
6/74-80 Melverton Drive
- Hamilton (AWA)**
38 Thompson Street
- Hampton (LNWA)**
441a Bluff Road
- Hampton Park (AWA)**
Hampton Park Shopping Square, Shop 62
(access via Commerce Drive)
- Hastings (IWA)**
Shop 10, 108 High Street
- Hawthorn East (LNWA)**
Part 2-6 Hall Street
- Heidelberg (LNWA)**
179 Burgundy Street
- Hoppers Crossing (LNWA)**
7/3-4 Desire Place
- Horsham (LNWA)**
45 Wilson Street
- Kew East (AWA)**
Unit 3, 796 High Street
- Launching Place (AWA)**
1995 Warburton Highway
- Leongatha (AWA)**
40 McCartin Street
- Malvern East (LNWA)**
Suite 2, 1949-1957 Malvern Road
- Melbourne (LNWA)**
120 Collins Street (St Michael's Church)
- Melbourne (AWA)**
Level 4, 530 Collins Street
- Melbourne (LNWA)**
51-57 Victoria Street
- Melbourne Airport (AWA)**
Virgin Terminal T3 (Mezzanine Floor)
Airport Drive
- Melton (AWA)**
1/116 Harrison Court
- Mildura (IWA)**
824 Fifteenth Street
- Mill Park (IWA)**
Westfield Plenty Valley, Shop MM3,
415 McDonalds Road
- Moolap (AWA)**
252-260 Portarlington Road
- Mordialloc (AWA)**
14-16 Bond Street
- Mornington (AWA)**
Unit 1/176 Main Street
- Mornington (AWA)**
28 Milgate Drive
- Noble Park North (IWA)**
126-128 Browns Road
- Oakleigh (LNWA)**
Level 1, 20 Altherton Road
- Olinda (AWA)**
Shops 1-4, 232 Ridge Road
- Pakenham (AWA)**
Lot 1/24 Toomuc Valley Road
- Pakenham (AWA)**
45a Main Street
- Portland (LNWA)**
Unit 2/103-111 Percy Street
- Preston (AWA)**
508 High Street
- Redan (AWA)**
607 La Trobe Street
- Richmond (AWA)**
Shop SP61A, 61-63 Burnley Street
- Ringwood (LNWA)**
259 Maroondah Highway
- Rowville (AWA)**
14/5 Kelletts Road
- Sale (IWA)**
337 Raymond Street
- Seymour (LNWA)**
16-18 Station Street
- Shepparton (AWA)**
57 Benalla Road
- South Melbourne (LNWA)**
307-309 Clarendon Street
- South Yarra (LNWA)**
441 Malvern Road
- St Albans (IWA)**
3 St Albans Road
- St Kilda (LNWA)**
Units 5 and 6, 15-17 Pakington Street
- Stawell (AWA)**
8-12 Scotland Place
- Sunbury (AWA)**
61 Horne Street
- Sunshine (AWA)**
T53-T55 Sunshine Plaza,
324-328 Hampshire Road
- Swan Hill (IWA)**
126 Campbell Street
- Taylor Lakes (AWA)**
Watergardens Town Centre,
Shop R1, corner McCubbin Drive
and Melton Highway
- Thomastown (LNWA)**
Suite 2, 62 Keon Parade
- Thorbury (LNWA)**
885 High Street
- Torquay (AWA)**
Lot 1/8 Winki Way
- Traralgon (LNWA)**
64 Church Street
- Wangaratta (AWA)**
2a/14-24 Parfitt Road
- Wantirna South (AWA)**
500 Burwood Highway
(corner Tynes Road)
- Warragul (AWA)**
Unit 4/142 Queen Street
- Warrnambool (IWA)**
48 Kepler Street
- Werribee (AWA)**
Shop 3-8, 28 Watton Street
- Whittlesea (IWA)**
57 Church Street
- Wodonga (AWA)**
170 High Street
- Wonthaggi (IWA)**
1/20 Inverloch Road
- Yarravong (AWA)**
Shop 4, 106 Belmore Street
(access via Orr Street)
- (IWA) Independent Wheelchair Access
- (AWA) Assisted Wheelchair Access
- (LNWA) Limited or No Wheelchair Access

f /electionsvic @electionsvic 131 832 VEC.VIC.GOV.AU

Your vote will help shape Victoria



Victorian Electoral Commission VEC

For enquiries in languages other than English call our interpreting service:

• ۰۹۰۹۰۹ ۰۹۲۰۹ ۰۹۱۰ Arabic • ۰۹۲۰۹ ۰۹۱۱ Bosnian • ۰۹۲۰۹ ۰۹۱۲ Cantonese • ۰۹۲۰۹ ۰۹۱۳ Croatian • ۰۹۲۰۹ ۰۹۱۴ Dari • ۰۹۲۰۹ ۰۹۱۵ Dinka • ۰۹۲۰۹ ۰۹۱۶ Greek • ۰۹۲۰۹ ۰۹۱۷ Italian • ۰۹۲۰۹ ۰۹۱۸ Khmer • ۰۹۲۰۹ ۰۹۱۹ Korean • ۰۹۲۰۹ ۰۹۲۰ Macedonian • ۰۹۲۰۹ ۰۹۲۱ Mandarin • ۰۹۲۰۹ ۰۹۲۲ Persian • ۰۹۲۰۹ ۰۹۲۳ Russian • ۰۹۲۰۹ ۰۹۲۴ Serbian • ۰۹۲۰۹ ۰۹۲۵ Somali • ۰۹۲۰۹ ۰۹۲۶ Spanish • ۰۹۲۰۹ ۰۹۲۷ Turkish • ۰۹۲۰۹ ۰۹۲۸ Vietnamese • All other non-English languages ۰۹۲۰۹ ۰۹۲۹

Authorised by W. Gately, AM, Electoral Commissioner, 530 Collins Street, Melbourne, Victoria 3000.

Next Saturday your vote will help shape Victoria



Where to vote on election day

Saturday 24 November is election day. You will find details about the location of voting centres in next Saturday's newspaper. Details are also available online at vec.vic.gov.au

You can vote early

You can vote at any Early Voting Centre from 9.00 am – 5.00 pm today, 8.30 am – 8.00 pm on Thursday 22 November, and 8.30 am – 6.00 pm on every other weekday. Visit vec.vic.gov.au for all locations and times.

Know your candidates

In this election, you will vote for six Members of Parliament – five for your Legislative Council Region and one for your Legislative Assembly District. On these pages you will find the list of candidates and their affiliations in the order they appear on the ballot paper.

Group Voting Tickets, which show how your preferences will be distributed if you vote 'above the line' for the Legislative Council, are available online at vec.vic.gov.au or at any voting centre. Registered how-to-vote cards can be found online at vec.vic.gov.au

Remember, voting is compulsory.

Need information explained in an easy way about the November State election? Download the FREE VotersVoice™ app.



DOWNLOAD VOTERS VOICE APP



Candidates for the 2018 Victorian State election:

DISTRICTS

Albert Park

RAMSAY, Tamasin
BOND, Andrew
BARTLE, Jarryd
ARMSTRONG, Steven
TOSCANO, Joseph
SMIC, Ogy
FOLEY, Martin

ANIMAL JUSTICE PARTY
LIBERAL
FIONA PATTEN'S REASON PARTY
SUSTAINABLE AUSTRALIA
AUSTRALIAN GREENS
AUSTRALIAN LABOR PARTY

Altona

MARTINU, Christian
HOOPER, Tony
AYLWARD, Maria
BYRNE, Emma-Jane
HENNESSY, Jill

LIBERAL
AUSTRALIAN GREENS
AUSTRALIAN LABOR PARTY

Bass

PAYNTER, Brian
LE SERVE, Clare
CRUGNALE, Jordan
MCPHEE, Ross
BAUER, Ron
LEMPRIERE, Kate

LIBERAL
AUSTRALIAN LABOR PARTY
LABOUR DLP

RIPA, Frank

ARNAULT, David

Bayswater
VICTORIA, Heidi
TAYLOR, Jackson
COOKSON, Asher
SCHRAM, Nathan

LIBERAL
AUSTRALIAN LABOR PARTY
AUSTRALIAN GREENS
ANIMAL JUSTICE PARTY

Bellarine

ADAMS, Naomi
NEVILLE, Lisa
SEMMENS, Rachel
McKITERICK, Brian
KRIZ, Jackie

ANIMAL JUSTICE PARTY
AUSTRALIAN LABOR PARTY
AUSTRALIAN GREENS
LIBERAL
VICTORIAN SOCIALISTS

Benambra

HAWKINS, Jacqui
TAIT, Mark
TILLEY, Bill
O'CONNOR, Jenny
KNIGHT, Josh

AUSTRALIAN LABOR PARTY
LIBERAL
SHOOTERS, FISHERS & FARMERS VIC
AUSTRALIAN GREENS

BarDSLEY, John

BARDSLEY, John
Bendigo East
BELARDINELLI, Michael

SHOOTERS, FISHERS & FARMERS VIC AUSTRALIAN GREENS

ELLIS, Ian LEACH, Helen ALLAN, Jacinta THOMSON, Nakita BROAD, Gaelle

Bendigo West

NUSKE, Marilyn
FINN, Kevin
EDWARDS, Maree
WHELAN, Laurie

LIBERAL
LABOUR DLP
AUSTRALIAN LABOR PARTY
AUSTRALIAN GREENS
THE NATIONALS

Bentleigh

LOBO, Oscar
JUDAH, Asher
STAIKOS, Nick
DEKIERE, Sarah
STOTT, Dave
VERZILLI, Hans
CHELLAPPAH, Naren
FRASER, Fi
SULLIVAN, Ellie Jean
MAVROYENI, George

LIBERAL
AUSTRALIAN LABOR PARTY
AUSTRALIAN GREENS
LIBERAL
LABOUR DLP
AUSTRALIAN LABOR PARTY
SUSTAINABLE AUSTRALIA
ANIMAL JUSTICE PARTY
LABOUR DLP
DERRYN HINCH'S JUSTICE PARTY

Box Hill

CLARK, Robert
HAMER, Paul
SUN, Sophia

LIBERAL
AUSTRALIAN LABOR PARTY
AUSTRALIAN GREENS

Brighton

TAYLOR, Cathy
MARTIN, Declan
NEWBURY, James
CASLEY, John Tiger
COPSEY, Katherine
PRIDHAM, Alison

ANIMAL JUSTICE PARTY
AUSTRALIAN LABOR PARTY
LIBERAL
AUSTRALIAN GREENS
SUSTAINABLE AUSTRALIA

Broadmeadows

MCQUIRE, Frank
SMALL, Jerome
TATE, Sheridan
DOW, Jenny

LIBERAL
AUSTRALIAN LABOR PARTY
AUSTRALIAN GREENS

Brunswick

GEORGOU, George
DEVENY, Catherine
COLLINS, Noel
O'CONNOR, Cindy
SOURASIS, Kerry
WOUTONIS, Adam
READ, Tim
ANDERSON, Christopher
MILES, Christopher

AUSTRALIAN LABOR PARTY
LIBERAL
FIONA PATTEN'S REASON PARTY
LIBERAL DEMOCRATS
AUSTRALIAN LABOR PARTY
LIBERAL
AUSTRALIAN GREENS
ANIMAL JUSTICE PARTY

Bulleen

KEARNEY, Chris
AUSTRALIAN GREENS

More candidates over the page.



/electionsvic



@electionsvic



131 832



VEC.VIC.GOV.AU

Your vote will help
shape Victoria



Victorian Electoral Commission

For enquiries in languages other than English call our interpreting service:
 * 131 832 9209 0190 Amharic • 9209 0100 Arabic • Bosanski 9209 0191 Bosnian • 粵語 9209 0101 Cantonese • Hrvatski 9209 0102 Croatian • ڊيگري 9209 0193 Dari • Dinka 9209 0119 Dinka • Ελληνικά 9209 0103 Greek • Italiano 9209 0104 Italian • 131 9209 0192 Kimer • 한국어 9209 0194 Korean • Македонски 9209 0105 Macedonian • 普通话 9209 0106 Mandarin • 9209 0195 Persian • Русский 9209 0196 Russian • Српски 9209 0107 Serbian • Soomaali 9209 0108 Somali • Español 9209 0109 Spanish
 * Türkçe 9209 0110 Turkish • Việt-Ngữ 9209 0111 Vietnamese • All other non-English languages 9209 0112

Authorised by W. Gately, AM, Electoral Commissioner, 530 Collins Street, Melbourne, Victoria 3000.

Victorian State election

I have received writs from Her Excellency the Hon. Linda Dessau, AC, Governor of Victoria, issued on 30 October 2018, for the general election of 88 members of the Legislative Assembly and 40 members of the Legislative Council.

The writs specify the following dates for the election:

Close of rolls: 8.00pm Tuesday 6 November 2018

Close of nominations: 12 noon Friday 9 November 2018

Election day: Saturday 24 November 2018

Return of the writs: on or before Saturday 15 December 2018

Warwick Gately, AM, Electoral Commissioner

Victorian Electoral Commission **VEC**

Your vote will help shape Victoria



f /electionsvic @electionsvic 131 832 VEC.VIC.GOV.AU

Authorised by W. Gately, AM, Electoral Commissioner, 530 Collins Street, Melbourne, Victoria 3000.

State election – November 2018 YOUR RIGHT TO VOTE

Enrolled to vote and on remand or serving a sentence of less than 5 years?



You can vote in this election:

- 1. Apply for a postal vote now. Ask staff for an application form.**
- 2. Ballot packs are sent out from 12 November.**
- 3. Complete and return your postal ballot pack as soon as you can.**

**Not enrolled to vote?
Deadline is 8.00 pm 6 November
Ask staff for an enrolment form**

Victorian Electoral Commission **VEC**

Authorised by W. Gately, AM, Electoral Commissioner, 530 Collins Street, Melbourne, Victoria, 3000.

Making voting accessible



Download our free **Voters Voice™** app



Voters Voice™ is a free app, developed by the Victorian Electoral Commission. It is designed to help you participate in the 2018 Victorian State election on Saturday 24 November if you:

- need help communicating
- prefer easy read material
- have English as a second language
- use Auslan.

Features include:

- electronic talking board
- information in plain English, Easy English, audio, video & Auslan
- a voting centre locator.

Download

Voters Voice is for use on tablets and smart phones.



For more information:
vec.vic.gov.au/votersvoice

Your vote will help shape Victoria




131 832 VEC.VIC.GOV.AU

Victorian Electoral Commission **VEC**

Authorised by W. Gately, AM, Electoral Commissioner, 530 Collins Street, Melbourne, Victoria 3000.



Your vote will help shape Victoria



Features include:

- electronic talking board
- information in plain English, Easy English, audio, video and Auslan
- a voting centre locator.

Download
 Voters Voice is for use on tablets and smart phones.

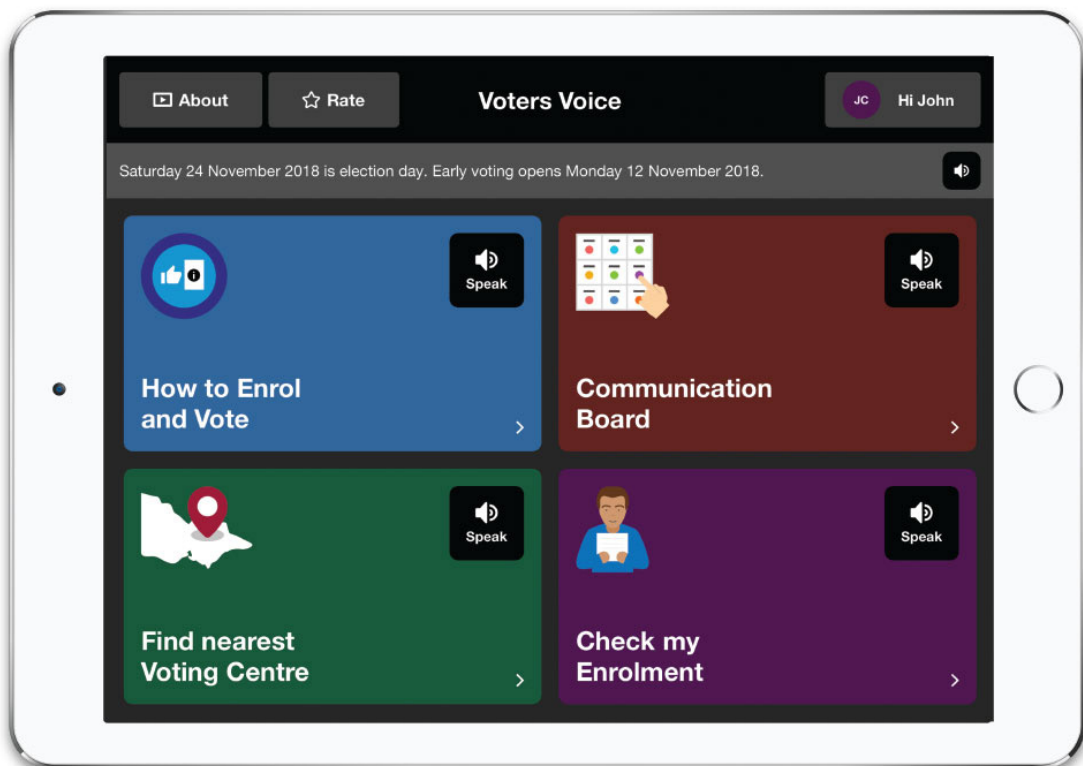
For more information:
vec.vic.gov.au/votersvoice

Voters Voice is a free app, developed by the Victorian Electoral Commission. It is designed to help you participate in the 2018 Victorian State election on Saturday 24 November if you:

- have complex communication needs
- have low literacy
- have low English language ability
- use Auslan.



Figure 31: Voters Voice App on iPhone and Tablet



Facebook posts

VEC The Victorian Electoral Commission
Published by Hootsuite [?] · 5 October 2018 ·

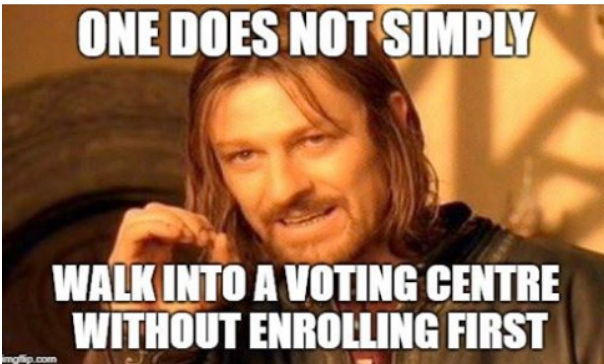
Travelling during the 2018 State election? Have a look at your voting options, or fill in our online Traveller Notification Form, at: <https://www.vec.vic.gov.au/Voting/AwayDuringTheElection.html> #VicVotes



Organic reach 6,892

VEC The Victorian Electoral Commission
Published by Hootsuite [?] · 6 October 2018 ·

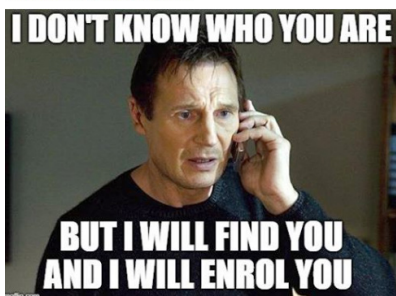
Be prepared to vote at the upcoming State election - enrol or update your details at <https://www.vec.vic.gov.au/> before Tuesday 6 November #VicVotes



Organic reach 10,054

VEC The Victorian Electoral Commission
Published by Hootsuite [?] · 1 November 2018 ·


The cut-off date for enrolment is fast approaching, and sadly we don't have Liam Neeson on hand to make sure you've enrolled. You have until 8pm on Tuesday 6 November (Cup Day) to enrol, check, or update your details at <http://www.vec.vic.gov.au/#VicVotes>



Organic reach 13,593

VEC The Victorian Electoral Commission
Published by Luis Gonzalez Serrano [?] · 2 November 2018 ·

Looking for a casual job this November? The VEC wants more under-25 year olds to apply for work at this year's State election. Find out more at www.vec.vic.gov.au/workatelections



Organic reach 16,403

VEC The Victorian Electoral Commission
Published by Hootsuite [?] · 3 November 2018 ·

Well? Are you? #VicVotes
Enrol or update your details: <http://www.vec.vic.gov.au>

[at a party]
me: *over the music* ARE YOU GUYS REGISTERED TO VOTE?

Organic reach 8,317

VEC The Victorian Electoral Commission
Published by Hootsuite [?] · 6 November 2018 ·

Today is the final day to enrol or update your details for the 2018 Victorian State election! Stop horsing around and head to <https://www.vec.vic.gov.au/Enrolment/> before 8pm tonight to make sure you're enrolled to vote! #VicVotes



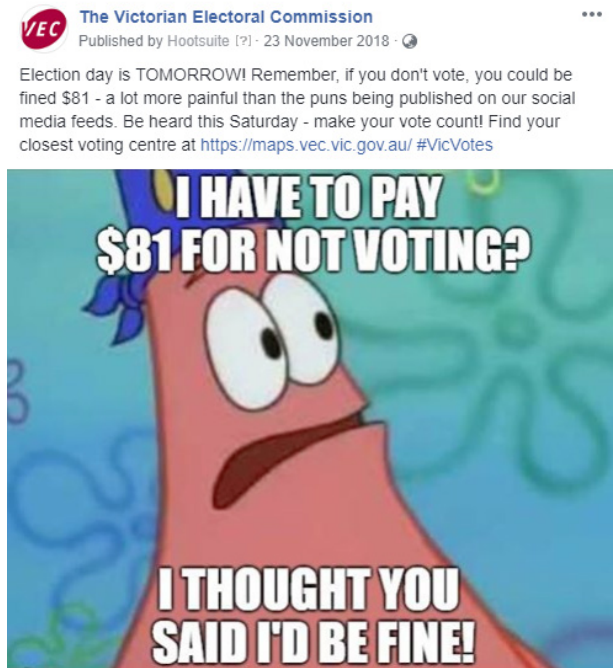
Organic reach 22,078



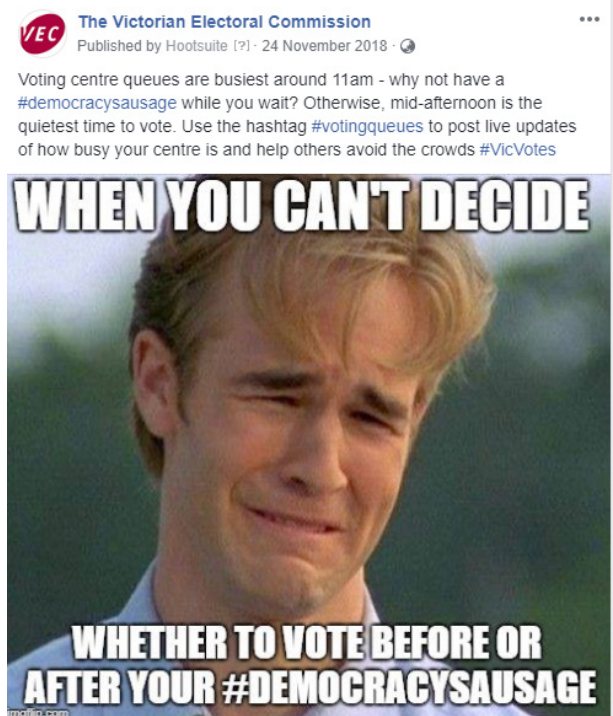
Organic reach 6,531



Organic reach 7,877



Organic reach 10,222



Organic reach 13,577

Appendix 8: Early voting centres

IWA: Independent Wheelchair Accessibility

AWA: Assisted Wheelchair Access

LNWA: Limited or No Wheelchair Accessibility

Early Voting Centres	Accessibility	Location
Albert Park EO - EVC	LNWA	307-309 Clarendon Street, South Melbourne
Altona EO - EVC	AWA	108 Pier Street, Altona
Bass EO - EVC	IWA	1/20 Inverloch Road, Wonthaggi
Bayswater EO - EVC	AWA	Unit 3/24 Longstaff Road, Bayswater
Bellarine EO - EVC	AWA	252-260 Portarlington Road, Moolap
Benambra EO - EVC	AWA	170 High Street, Wodonga
Bendigo East EO - EVC	AWA	Unit 13a, 172-176 Mclvor Road, Bendigo
Bendigo West EO - EVC	AWA	284-288 High Street, Golden Square
Bentleigh EO - EVC	AWA	417 South Road, Bentleigh
Box Hill EO - EVC	LNWA	34-36 Prospect Street, Box Hill
Bright - EVC	AWA	104c Gavan Street, Bright
Brighton EO - EVC	LNWA	441a Bluff Road, Hampton
Broadmeadows EO - EVC	IWA	1/11 Cooper Street, Campbellfield
Brunswick EO - EVC	AWA	783-787 Sydney Road, Brunswick
Bulleen EO - EVC	LNWA	Suite 5, Level 1 90-94 Tram Road, Doncaster
Bundoora EO - EVC	AWA	98-100 Main Street, Greensborough
Buninyong EO - EVC	AWA	1/401 Lal Lal Street, Canadian
Burwood EO - EVC	AWA	6/154 Highbury Road, Burwood
Carrum EO - EVC	IWA	5/684-700 Frankston-Dandenong Road, Carrum Downs
Caulfield - EVC	AWA	863 Glen Huntly Road, Caulfield South
Caulfield EO - EVC	LNWA	Units 5 and 6, 15-17 Pakington Street, St Kilda
Clarinda EO - EVC	AWA	Ground Floor, Building 25, 121 Rayhur Street, Clayton South
Cowes - EVC	AWA	Shop 2, 42 Thompson Avenue, Cowes
Cranbourne EO - EVC	AWA	Showroom 2, Cranbourne Home 398 South Gippsland Highway, Cranbourne
Croydon EO - EVC	IWA	Unit 1/37-51 Lusher Road, Croydon
Dandenong EO - EVC	IWA	279 Lonsdale Street, Dandenong
Eildon EO - EVC	AWA	1995 Warburton Highway, Launching Place
Eltham EO - EVC	IWA	Level 1/ 1 Peel Street, Eltham
Essendon EO - EVC	AWA	1065-1069 Mt Alexander Road, Essendon
Euroa EO - EVC	LNWA	16-18 Station Street, Seymour
Evelyn EO - EVC	AWA	26 Tesmar Circuit (via Ramset Drive), Chirnside Park
Ferntree Gully EO - EVC	AWA	500 Burwood Highway (Corner Tyner Rd), Wantirna South
Footscray EO - EVC	AWA	Level 2 27 Albert Street, Footscray
Forest Hill EO - EVC	AWA	Building 1 Ground Floor, 303 Burwood Highway, Burwood East
Frankston EO - EVC	LNWA	Suite G4 431 Nepean Highway, Frankston
Geelong EO - EVC	LNWA	Shop 1a, 110-122 High Street, Belmont
Gembrook EO - EVC	AWA	Lot 1/24 Toomuc Valley Road, Pakenham

Early Voting Centres	Accessibility	Location
Gippsland East EO - EVC	AWA	Shop 1/80-88 Main Street, Bairnsdale
Gippsland South - EVC	IWA	337 Raymond Street, Sale
Gippsland South EO - EVC	AWA	40 McCartin Street, Leongatha
Hamilton - EVC	AWA	38 Thompson Street, Hamilton
Hastings EO - EVC	IWA	Shop 10 108 High Street, Hastings
Hawthorn EO - EVC	LNWA	Part 2-6 Hall Street, Hawthorn East
Ivanhoe EO - EVC	LNWA	179 Burgundy Street, Heidelberg
Kew EO - EVC	AWA	Unit 3, 796 High Street, Kew East
Keysborough EO - EVC	AWA	Office A, and Warehouse A, 41-51 Mills Road, Braeside
Kororoit EO - EVC	IWA	5/93 Elgar Road, Derrimut
Lara EO - EVC	AWA	4-6 Beauford Avenue, Bell Post Hill
Lowan EO - EVC	LNWA	45 Wilson Street, Horsham
Macedon EO - EVC	AWA	4/17 Goode Street, Gisborne
Malvern EO - EVC	LNWA	Suite 2, 1949 -1957 Malvern Road, Malvern East
Melbourne - EVC	LNWA	120 Collins Street, Melbourne
Melbourne Airport - EVC	AWA	Virgin Terminal T3 (Mezzanine Floor) Airport Drive, Melbourne Airport
Melbourne EO - EVC	AWA	Level 4 530 Collins Street, Melbourne
Melton EO - EVC	AWA	1/16 Harrison Court, Melton
Mildura EO - EVC	IWA	824 Fifteenth Street, Mildura
Mill Park EO - EVC	IWA	Westfield Plenty Valley Shop MM3 415 McDonalds Road (next to Australia Post), Mill Park
Monbulk EO - EVC	AWA	Shops 1-4, 232 Ridge Road, Olinda
Mordialloc - EVC	IWA	Shop 13-15 450 Nepean Highway, Chelsea
Mordialloc EO - EVC	AWA	14-16 Bond Street, Mordialloc
Mornington - EVC	AWA	Unit 1/176 Main Street, Mornington
Mornington EO - EVC	AWA	28 Milgate Drive, Mornington
Morwell EO - EVC	LNWA	64 Church Street, Traralgon
Mount Waverley EO - EVC	AWA	2/350 Springvale Road, Glen Waverley
Mulgrave EO - EVC	IWA	126-128 Browns Road, Noble Park North
Murray Plains EO - EVC	AWA	22 Sturt Street, Echuca
Narracan EO - EVC	AWA	Unit 4/142 Queen Street, Warragul
Narre Warren North EO - EVC	AWA	6/74-80 Melverton Drive, Hallam
Narre Warren South EO - EVC	AWA	Shop 62 Hampton Park Shopping Square (access via Commerce Drive), Hampton Park
Nepean EO - EVC	IWA	Shop 13 143 Point Nepean Road, Dromana
Niddrie EO - EVC	AWA	12 Howes Street, Airport West
Northcote EO - EVC	LNWA	885 High Street, Thornbury
Oakleigh EO - EVC	LNWA	Level 1 20 Atherton Road, Oakleigh
Ovens Valley EO - EVC	AWA	2a/14-24 Parfitt Road, Wangaratta
Pakenham - EVC	AWA	45a Main Street, Pakenham
Pascoe Vale EO - EVC	AWA	98 Gaffney Street, Coburg
Polwarth EO - EVC	AWA	6 Murray Street, Colac
Portland - EVC	LNWA	Unit 2/103-111 Percy Street, Portland

Early Voting Centres	Accessibility	Location
Prahran EO - EVC	LNWA	441 Malvern Road, South Yarra
Preston EO - EVC	AWA	508 High Street Street, Preston
Queen Victoria - EVC	LNWA	51-57 Victoria Street, Melbourne
Richmond EO - EVC	AWA	Shop SP61A 61-63 Burnley Street, Richmond
Ringwood EO - EVC	LNWA	259 Maroondah Highway, Ringwood
Ripon EO - EVC	AWA	8-12 Scotland Place, Stawell
Rowville EO - EVC	AWA	14/5 Kelletts Road, Rowville
Sandringham EO - EVC	AWA	5/47 Wangara Road, Cheltenham
Shepparton EO - EVC	AWA	57 Benalla Road, Shepparton
South Barwon EO - EVC	AWA	Lot 1/8 Winki Way, Torquay
South West Coast EO - EVC	IWA	48 Kepler Street, Warrnambool
St Albans EO - EVC	IWA	3 St Albans Road, St Albans
Sunbury EO - EVC	AWA	61 Horne Street, Sunbury
Sunshine - EVC	AWA	T53-T55 Sunshine Plaza 324-328 Hampshire Road, Sunshine
Swan Hill - EVC	IWA	126 Campbell Street, Swan Hill
Sydenham EO - EVC	AWA	Watergardens Town Centre Shop R1 corner McCubbin Drive and Melton H'way (next to Red Rooster), Taylors Lakes
Tarneit EO - EVC	LNWA	7/3-4 Desire Place, Hoppers Crossing
Thomastown EO - EVC	LNWA	Suite 2 62 Keon Parade, Thomastown
Warrandyte EO - EVC	AWA	2/860 Doncaster Road, Doncaster East
Wendouree EO - EVC	AWA	607 La Trobe Street, Redan
Werribee EO - EVC	AWA	Shop 3-8 28 Watton Street, Werribee
Williamstown EO - EVC	LNWA	Unit 1/13 Export Drive, Brooklyn
Yan Yean EO - EVC	IWA	57 Church Street, Whittlesea
Yarrawonga - EVC	AWA	Shop 4, 106 Belmore Street (access via Orr Street), Yarrawonga
Yuroke EO - EVC	AWA	29a Yellowbox Drive, Craigieburn

Appendix 9: Interstate early voting centres

City	Location
Adelaide	Electoral Commission SA Level 6 60 Light Square Adelaide SA 5000
Alice Springs	Northern Territory Electoral Commission MyVote Central, Yeperenye Centre Hartley Street Alice Springs NT 0870
Brisbane	Electoral Commission of Queensland Level 20, 1 Eagle 1 Eagle Street Brisbane QLD 4000
Cairns	Cairns Convention Centre Cnr Wharf & Sheridan Streets Cairns QLD 4870
Canberra	ACT Electoral Commission Level 2, Canberra Museum & Gallery 180 London Circuit Civic Square ACT 2601
Darwin	Northern Territory Electoral Commission Level 3, TCG Centre 80 Mitchell Street Darwin NT 0800
Hobart	Tasmanian Electoral Commission Level 3, Taswater Bldg Moonah TAS 7009
Noosa	RACV Noosa Resort 94 Noosa Drive Noosa Heads QLD 4567
Perth	Western Australian Electoral Commission Level 2, 111 St George's Terrace Perth WA 6000
Southport	Southport Community Centre 6 Lawson Street Southport QLD 4215
Sydney	New South Wales Electoral Commission Level 25, 201 Kent Street Sydney NSW 2000

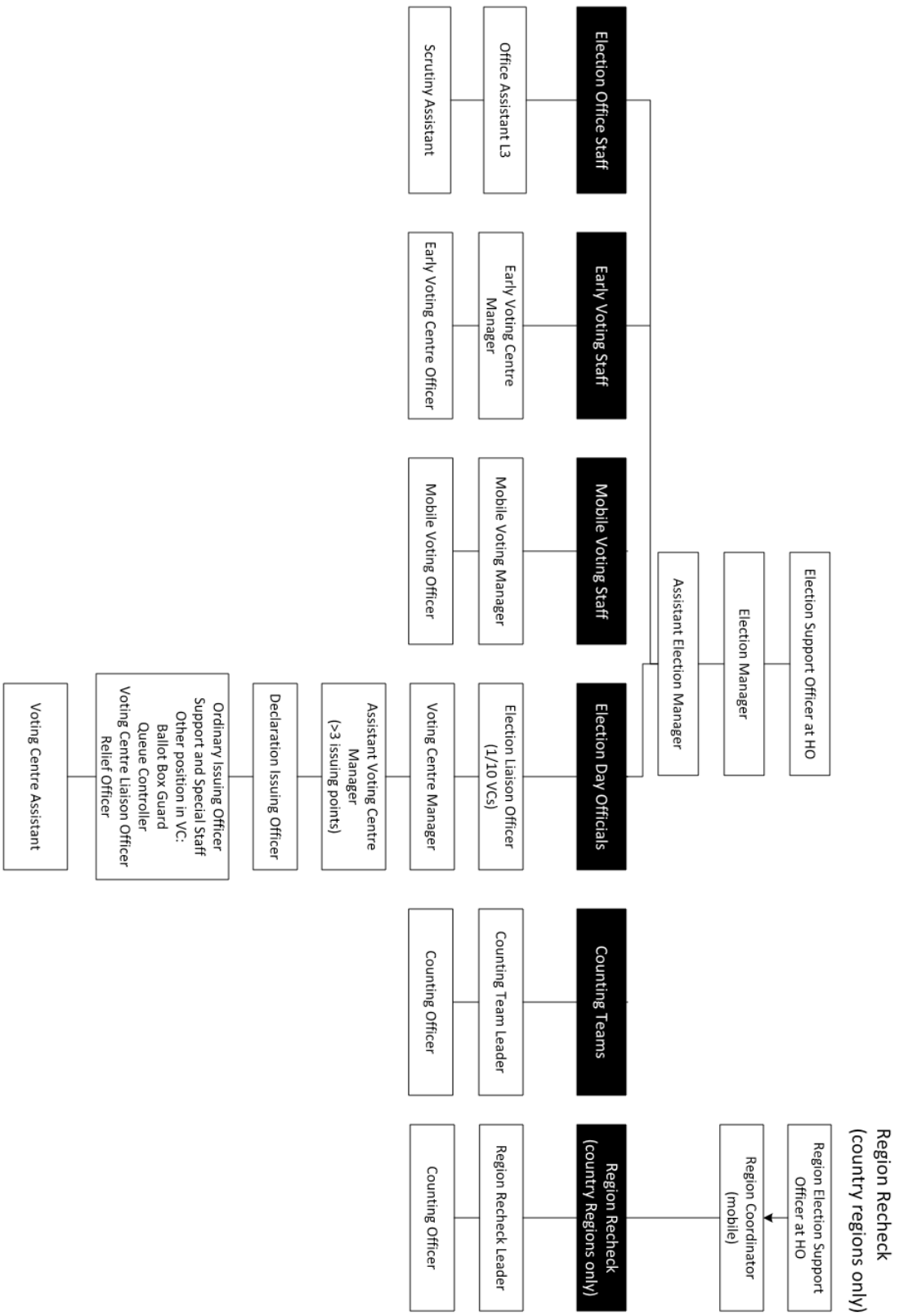
Appendix 10: Overseas early voting centres

City	Location
Athens, GREECE	Australian Embassy
Auckland, NEW ZEALAND	Australian Consulate-General
Bali, INDONESIA	Australian Consulate-General
Bangkok, THAILAND	Australian Embassy
Beijing, CHINA (People's Republic of)	Australian Embassy
Berlin, GERMANY	Australian Embassy
Colombo, SRI LANKA	Australian High Commission
Dili, TIMOR-LESTE	Australian Embassy
Geneva, SWITZERLAND	Australian Consulate-General
Ho Chi Minh City, VIETNAM	Australian Consulate-General
Hong Kong, CHINA (People's Republic of)	Australian Consulate-General
Jakarta, INDONESIA	Australian Embassy
Kathmandu, NEPAL	Australian Embassy
Kuala Lumpur, MALAYSIA	Australian High Commission
London, UNITED KINGDOM	Government of Victoria
Los Angeles, UNITED STATES OF AMERICA	Australian Consulate-General
Madrid, SPAIN	Australian Embassy
Manila, PHILIPPINES	Australian Embassy
New Delhi, INDIA	Australian High Commission
New York, UNITED STATES OF AMERICA	Australian Consulate-General
Paris, FRANCE	Australian Embassy
Phnom Penh, CAMBODIA	Australian Embassy
Port Moresby, PAPUA NEW GUINEA	Australian High Commission
Rome, ITALY	Australian Embassy
San Francisco, UNITED STATES OF AMERICA	Australian Consulate-General
Singapore, SINGAPORE	Australian High Commission
Suva, REPUBLIC OF FIJI	Australian High Commission
Taipei, TAIWAN	Australian Office
The Hague, NETHERLANDS	Australian Embassy
Tokyo, JAPAN	Australian Embassy
Toronto, CANADA	Australian Consulate-General
Vancouver, CANADA	Australian Consulate
Washington, UNITED STATES OF AMERICA	Embassy of Australia
Wellington, NEW ZEALAND	Australian High Commission

Appendix 11: Supported mobile voting locations

Date	Homelessness agencies	District	Number who used service
16/11/2018	Launch Housing (Southbank)	Albert Park	24
23/11/2018	Housing First – Chelmsford/Pyrmont	Albert Park	15
15/11/2018	Sacred Heart Homes – Grey St	Albert Park	51
22/11/2018	Haven Home Safe - Bendigo	Bendigo West	8
22/11/2018	Housing First - Ravelston	Brighton	2
22/11/2018	Merri Outreach Support Service	Broadmeadows	20
23/11/2018	Housing First – John Cribbes (Albion)	Caulfield	8
15/11/2018	Housing First – Woodstock	Caulfield	4
14/11/2018	Cornerstone Contact Centre	Dandenong	12
19/11/2018	Foley House	Footscray	18
21/11/2018	McAuley Community Centre for Women	Footscray	12
16/11/2018	Flagstaff Crisis Accommodation	Melbourne	15
19/11/2018	Melbourne City Mission – Front Yard	Melbourne	19
23/11/2018	The Big Issue	Melbourne	29
23/11/2018	Unison Housing Ltd	Melbourne	21
14/11/2018	Youth Projects	Melbourne	6
20/11/2018	Windana Drug and Alcohol service	Narracan	43
19/11/2018	Vincentcare Northern Community Hub	Pascoe Vale	8
19/11/2018	Housing First - Broxton	Prahan	3
21/11/2018	Haven Home Safe Preston	Preston	22
21/11/2018	Launch Housing (Collingwood)	Richmond	3
21/11/2018	St Mary's House of Welcome	Richmond	75
20/11/2018	Uniting Wesley Crisis and Homelessness	Ringwood	11
14/11/2018	The Bridge Youth Service	Shepparton	15
15/11/2018	Salvo Connect Western	South West Coast	18
Subtotal			462
Date	Prisons	District	Number who used service
22/11/2018	Tarrengower Prison	Bendigo West	39
20/11/2018	Fulham Correctional Centre	Gippsland South	113
16/11/2018	Kareenga Correctional Centre	Lara	58
16/11/2018	Marngoneet Correctional Centre	Lara	77
23/11/2018	Melbourne Assessment Prison	Melbourne	33
Subtotal			320
TOTAL			782

Appendix 12: Election staffing organisation chart



Appendix 13: Election Managers

District	Election Manager
Albert Park	Mike Harrison
Altona	Kristy Taylor-Smith
Bass	David Wall
Bayswater	Bill Kennedy
Bellarine	Noel McPhee
Benambra	Trevor Deacon
Bendigo East	Carl Chirgwin
Bendigo West	Dean Curtis
Bentleigh	Adrienne Osborne
Box Hill	Jo McCoy
Brighton	Clarissa Hyland
Broadmeadows	Gerard Cartwright
Brunswick	Norena Kavanagh
Bulleen	Angie Lew
Bundoora	Ann Butler
Buninyong	Colin Nicholson
Burwood	Richard Nixon
Carrum	Chris Simpson
Caulfield	Donna McLean
Clarinda	Robyn Farmer
Cranbourne	Peter Lee
Croydon	Genevieve Hammerton
Dandenong	Bill Irvine
Eildon	Peter Williams
Eltham	Doug Hocking
Essendon	Penelope Haren
Euroa	Alison Ridley
Evelyn	Jenny McKinnar
Ferntree Gully	Stan Parsons
Footscray	Peter Featherston
Forest Hill	Dave Botherway
Frankston	Bill Lang
Geelong	Brian Cullen
Gembrook	Hazel Green
Gippsland East	Sandra Wood
Gippsland South	Janine Taylor
Hastings	Ian Herron
Hawthorn	Mark Hughson
Ivanhoe	Chris Browne
Kew	Neil Farmer
Keysborough	Warren Wills
Kororoit	Bill Shepheard
Lara	Amanda Jennings

District	Election Manager
Lowan	Graeme Sargent
Macedon	Kate Daniel
Malvern	Brenda Novak
Melbourne	Trevor Sutherland
Melton	Peter Long
Mildura	Trevor Leighton
Mill Park	Kerrie Laing
Monbulk	Leonie Taylor
Mordialloc	Mary-Ellen Ray
Mornington	Peta Watson
Morwell	Janette Gibson
Mount Waverley	Ed Stewart
Mulgrave	Michael Miller
Murray Plains	Kate O'Connor
Narracan	Phillip Robinson
Narre Warren North	Robert Gostelow
Narre Warren South	Carol Smith
Nepean	Julie Allan
Niddrie	Gordon McFarlane
Northcote	Paul Werner
Oakleigh	Andrew Esplan
Ovens Valley	Anne Williams
Pascoe Vale	Linda Summers
Polwarth	Elizabeth Reeves
Prahran	Sally Green
Preston	Jeff Katz
Richmond	Jane Bennett
Ringwood	Brian Kelly
Ripon	Iain Maclean
Rowville	Amanda Golding
Sandringham	Robyn Whittle
Shepparton	Mick Bastian
South Barwon	Richard Shiells
South West Coast	Ian Sadler
St Albans	Murray Dawson-Smith
Sunbury	Nathaniel Reader
Sydenham	Di Chambers
Tarneit	Jude Blackwood
Thomastown	Briare McElhone
Warrandyte	Sandra Miller
Wendouree	Lynne Josephs
Werribee	Heidi Burnell
Williamstown	Rose McVicar
Yan Yean	Brenda Day
Yuroke	Sandra McGregor

Appendix 14: Number of electors on roll by district

District	Electors	Voter Turnout	%
Albert Park	48,949	41,855	85.51%
Altona	55,418	49,605	89.51%
Bass	58,325	53,111	91.06%
Bayswater	44,047	40,261	91.40%
Bellarine	49,417	45,817	92.72%
Benambra	48,795	43,771	89.70%
Bendigo East	48,899	45,064	92.16%
Bendigo West	45,324	41,318	91.16%
Bentleigh	42,772	39,147	91.52%
Box Hill	43,983	40,201	91.40%
Brighton	45,224	40,456	89.46%
Broadmeadows	43,657	35,916	82.27%
Brunswick	53,340	46,854	87.84%
Bulleen	44,110	39,903	90.46%
Bundoora	40,892	37,324	91.27%
Buninyong	45,559	41,754	91.65%
Burwood	43,169	39,115	90.61%
Carrum	48,726	44,038	90.38%
Caulfield	45,222	39,855	88.13%
Clarinda	44,462	39,405	88.63%
Cranbourne	61,814	55,385	89.60%
Croydon	42,995	39,721	92.39%
Dandenong	42,361	36,342	85.79%
Eildon	44,881	40,893	91.11%
Eltham	44,820	41,902	93.49%
Essendon	48,427	43,539	89.91%
Euroa	49,251	44,390	90.13%
Evelyn	43,159	39,829	92.28%
Ferntree Gully	41,141	37,808	91.90%
Footscray	51,602	44,489	86.22%
Forest Hill	39,830	36,583	91.85%
Frankston	44,458	39,137	88.03%
Geelong	47,575	43,266	90.94%
Gembrook	51,069	46,509	91.07%
Gippsland East	46,335	41,961	90.56%
Gippsland South	42,564	38,981	91.58%
Hastings	51,388	46,659	90.80%
Hawthorn	44,828	40,718	90.83%
Ivanhoe	46,777	42,505	90.87%
Kew	44,262	40,424	91.33%
Keysborough	45,327	40,841	90.10%
Kororoit	51,161	45,410	88.76%
Lara	47,026	42,091	89.51%

District	Electors	Voter Turnout	%
Lowan	43,436	40,189	92.52%
Macedon	45,491	42,125	92.60%
Malvern	42,898	38,602	89.99%
Melbourne	50,393	42,561	84.46%
Melton	53,306	46,759	87.72%
Mildura	44,401	39,203	88.29%
Mill Park	46,475	42,282	90.98%
Monbulk	43,324	39,926	92.16%
Mordialloc	46,041	42,433	92.16%
Mornington	47,184	43,399	91.98%
Morwell	48,406	43,578	90.03%
Mount Waverley	38,937	35,456	91.06%
Mulgrave	40,588	36,732	90.50%
Murray Plains	46,924	42,465	90.50%
Narracan	52,203	47,429	90.85%
Narre Warren North	44,724	40,161	89.80%
Narre Warren South	49,506	44,617	90.12%
Nepean	49,653	44,610	89.84%
Niddrie	44,716	40,696	91.01%
Northcote	48,831	44,463	91.05%
Oakleigh	41,595	37,567	90.32%
Ovens Valley	43,200	39,545	91.54%
Pascoe Vale	51,163	45,360	88.66%
Polwarth	45,895	42,462	92.52%
Prahran	50,373	42,651	84.67%
Preston	45,253	40,033	88.46%
Richmond	54,680	47,177	86.28%
Ringwood	41,299	37,888	91.74%
Ripon	47,774	43,661	91.39%
Rowville	39,893	37,039	92.85%
Sandringham	45,020	41,264	91.66%
Shepparton	48,765	43,686	89.58%
South Barwon	54,245	50,609	93.30%
South-West Coast	47,500	44,008	92.65%
St Albans	46,678	40,391	86.53%
Sunbury	45,588	41,431	90.88%
Sydenham	50,841	46,430	91.32%
Tarneit	53,882	48,067	89.21%
Thomastown	44,619	39,532	88.60%
Warrandyte	43,282	39,793	91.94%
Wendouree	43,575	39,937	91.65%
Werribee	46,282	41,418	89.49%
Williamstown	50,919	45,543	89.44%
Yan Yean	58,159	53,191	91.46%
Yuroke	58,068	51,544	88.76%

Region totals

Region	Electors	Voter Turnout	%
Eastern Metropolitan	471,221	432,016	91.68%
Eastern Victoria	533,610	486,030	91.08%
Northern Metropolitan	537,371	472,956	88.01%
Northern Victoria	524,090	475,611	90.75%
South-Eastern Metropolitan	507,900	455,939	89.77%
Southern Metropolitan	494,312	441,458	89.31%
Western Metropolitan	545,514	486,864	89.25%
Western Victoria	525,308	480,317	91.44%

Appendix 15: Australian Election Statistics 2004 – 2019

Voter Turnout	2008-09	2010-11	2012-13	2014-15	2016-17	2018-19
VIC		92.96%		93.01%		90.16%
Federal (VIC)		93.49%	93.40%		91.10%	91.89%
Federal		93.22%	93.23%		91.01%	92.62%
NSW		92.57%		90.49%		89.43%
QLD	90.93%		91.00%	89.89%	87.52%	
WA	86.48%		89.21%		86.90%	
SA		92.80%		91.90%		91.00%
TAS		93.85%		94.54%		92.39%
ACT	90.37%		89.25%		88.50%	
NT	75.70%		76.90%		74.00%	

Formal Voting Rate	2008-09	2010-11	2012-13	2014-15	2016-17	2018-19
VIC LH		95.04%		94.78%		94.17%
VIC UH		95.72%		96.62%		96.04%
Federal (VIC)		95.50%	94.81%		95.23%	94.46%
Federal		94.45%	97.04%		94.95%	95.34%
NSW		96.80%		96.56%		96.54%
QLD	98.06%		97.85%	97.89%	95.66%	
WA	94.68%		94.01%		95.46%	
SA		96.70%		96.90%		95.90%
TAS		95.55%		95.26%		95.14%
ACT	96.20%		96.53%		97.70%	
NT	96.00%		96.80%		98.00%	

Informal Voting Rate	2008-09	2010-11	2012-13	2014-15	2016-17	2018-19
VIC LH		4.96%		5.22%		5.83%
VIC UH		4.28%		3.38%		3.96%
Federal (VIC)		4.50%	5.19%		5.05%	5.54%
Federal		5.55%	2.96%		4.77%	4.66%
NSW		3.20%		3.44%		3.46%
QLD	1.94%		2.15%	2.11%	4.34%	
WA	5.32%		5.99%		4.54%	
SA		3.30%		3.10%		4.10%
TAS		4.45%		4.74%		4.86%
ACT	3.80%		3.47%		2.30%	
NT	4.00%		3.20%		2.00%	

LH = Lower House or District

UH= Upper House or Region

Appendix 16: Informality rates by district

District	Informal votes
Albert Park	4.77%
Altona	5.44%
Bass	6.63%
Bayswater	5.30%
Bellarine	3.94%
Benambra	5.34%
Bendigo East	4.38%
Bendigo West	4.94%
Bentleigh	6.15%
Box Hill	4.60%
Brighton	4.19%
Broadmeadows	10.10%
Brunswick	6.25%
Bulleen	6.63%
Bundoora	5.96%
Buninyong	7.57%
Burwood	3.45%
Carrum	5.94%
Caulfield	4.35%
Clarinda	6.71%
Cranbourne	7.63%
Croydon	4.97%
Dandenong	9.02%
Eildon	5.33%
Eltham	3.84%
Essendon	4.75%
Euroa	5.42%
Evelyn	5.80%
Ferntree Gully	5.72%
Footscray	6.04%
Forest Hill	4.56%
Frankston	6.14%
Geelong	4.51%
Gembrook	5.54%
Gippsland East	5.75%
Gippsland South	5.47%
Hastings	5.77%
Hawthorn	3.59%
Ivanhoe	4.78%
Kew	4.09%
Keysborough	6.74%
Kororoit	7.18%

District	Informal votes
Lara	5.86%
Lowan	4.98%
Macedon	4.73%
Malvern	3.94%
Melbourne	4.71%
Melton	10.06%
Mildura	5.09%
Mill Park	6.74%
Monbulk	4.85%
Mordialloc	6.07%
Mornington	4.53%
Morwell	7.88%
Mount Waverley	5.06%
Mulgrave	5.71%
Murray Plains	5.41%
Narracan	5.40%
Narre Warren North	6.65%
Narre Warren South	6.65%
Nepean	5.27%
Niddrie	5.62%
Northcote	4.30%
Oakleigh	4.58%
Ovens Valley	5.33%
Pascoe Vale	7.10%
Polwarth	5.00%
Prahran	5.23%
Preston	6.71%
Richmond	5.90%
Ringwood	5.17%
Ripon	8.26%
Rowville	5.96%
Sandringham	4.82%
Shepparton	5.48%
South Barwon	4.50%
South-West Coast	6.69%
St Albans	7.25%
Sunbury	5.98%
Sydenham	7.17%
Tarneit	7.14%
Thomastown	12.26%
Warrandyte	4.80%
Wendouree	5.62%

District	Informal votes
Werribee	6.75%
Williamstown	4.77%
Yan Yean	7.50%
Yuroke	6.89%
VICTORIA	5.83%

Appendix 17: Apparently intentional informal voting

District	Apparently Intentional including Blank (%)	Preference (%)	Ticks and crosses (%)
Albert Park	34.07	57.96	12.87
Altona	40.42	50.65	14.88
Bass	38.06	56.42	8.02
Bayswater	34.33	60.39	18.42
Bellarine	42.46	51.26	9.05
Benambra	41.12	53.49	11.19
Bendigo East	45.90	47.68	11.00
Bendigo West	48.79	43.03	13.90
Bentleigh	34.93	60.81	8.06
Box Hill	30.37	59.17	18.51
Brighton	31.34	62.54	13.77
Broadmeadows	37.43	36.37	25.25
Brunswick	34.17	56.16	10.75
Bulleen	38.69	55.32	18.44
Bundoora	41.50	51.78	12.04
Buninyong	45.17	51.50	6.96
Burwood	33.78	61.25	16.13
Carrum	41.36	51.80	11.15
Caulfield	40.58	48.13	18.16
Clarinda	35.53	53.18	18.56
Cranbourne	33.08	57.40	12.73
Croydon	46.19	51.64	13.82
Dandenong	30.51	53.70	27.99
Eildon	43.77	48.63	15.50
Eltham	47.00	49.61	13.45
Essendon	40.82	51.25	11.76
Euroa	44.90	44.06	11.75
Evelyn	42.15	48.61	16.78
Ferntree Gully	32.30	62.23	20.15
Footscray	43.39	53.84	17.86
Forest Hill	29.27	54.61	19.61
Frankston	44.19	49.35	9.04
Geelong	32.29	56.66	8.88
Gembrook	38.80	54.40	21.41
Gippsland East	35.68	54.57	11.95
Gippsland South	49.71	47.91	15.16
Hastings	43.32	46.39	16.86
Hawthorn	36.36	58.39	8.93
Ivanhoe	38.70	53.57	14.32
Kew	30.67	62.11	13.61
Keysborough	33.87	59.56	19.71
Kororoit	35.00	62.14	21.79

District	Apparently Intentional including Blank (%)	Preference (%)	Ticks and crosses (%)
Lara	52.22	42.60	10.11
Lowan	43.76	43.61	13.85
Macedon	51.91	46.17	6.76
Malvern	36.71	52.96	13.32
Melbourne	33.07	64.09	5.89
Melton	37.61	58.57	7.20
Mildura	54.75	44.24	8.36
Mill Park	40.18	46.99	16.60
Monbulk	44.44	41.69	13.75
Mordialloc	38.21	55.00	7.75
Mornington	38.76	51.12	17.26
Morwell	31.39	59.20	7.90
Mount Waverley	33.25	64.37	20.93
Mulgrave	43.74	44.69	17.27
Murray Plains	49.35	45.40	12.20
Narracan	38.14	57.17	8.66
Narre Warren North	38.45	49.62	19.26
Narre Warren South	37.04	56.65	21.91
Nepean	52.72	35.12	8.89
Niddrie	46.66	43.19	15.07
Northcote	31.45	57.15	11.96
Oakleigh	43.12	49.74	13.06
Ovens Valley	46.29	44.13	8.99
Pascoe Vale	39.47	54.54	9.73
Polwarth	53.06	38.35	9.12
Prahran	28.18	66.87	9.51
Preston	37.48	49.86	12.34
Richmond	40.60	45.08	7.93
Ringwood	37.04	52.18	19.24
Ripon	39.96	51.08	7.62
Rowville	39.15	52.59	18.53
Sandringham	28.92	64.28	11.35
Shepparton	41.94	49.79	10.03
South Barwon	45.24	53.33	5.05
South West Coast	36.96	53.81	10.00
St Albans	31.01	55.48	27.67
Sunbury	39.53	51.66	21.12
Sydenham	34.52	55.08	21.31
Tarneit	35.36	57.59	12.69
Thomastown	28.42	60.86	14.22
Warrandyte	39.55	56.13	15.51
Wendouree	46.91	44.27	12.08
Werribee	31.13	60.02	14.28

District	Apparently Intentional including Blank (%)	Preference (%)	Ticks and crosses (%)
Williamstown	39.00	50.97	15.71
Yan Yean	41.40	54.03	7.95
Yuroke	46.74	47.25	16.87
Total	39.25	52.51	13.73

Appendix 18: List of candidates by district

District	Candidate Name	Registered Political Party	Outcome
Albert Park	RAMSAY, Tamasin	ANIMAL JUSTICE PARTY	
Albert Park	BOND, Andrew	LIBERAL	
Albert Park	BARTLE, Jarryd	FIONA PATTEN'S REASON PARTY	
Albert Park	ARMSTRONG, Steven	SUSTAINABLE AUSTRALIA	
Albert Park	TOSCANO, Joseph		
Albert Park	SIMIC, Ogy	AUSTRALIAN GREENS	
Albert Park	FOLEY, Martin	AUSTRALIAN LABOR PARTY	Elected
Altona	MARTINU, Christian	LIBERAL	
Altona	HOOPER, Tony		
Altona	AYLWARD, Maria		
Altona	BYRNE, Emma-Jane	AUSTRALIAN GREENS	
Altona	HENNESSY, Jill	AUSTRALIAN LABOR PARTY	Elected
Bass	PAYNTER, Brian	LIBERAL	
Bass	LE SERVE, Clare		
Bass	CRUGNALE, Jordan	AUSTRALIAN LABOR PARTY	Elected
Bass	McPHEE, Ross	LABOUR DLP	
Bass	BAUER, Ron		
Bass	LEMPRIERE, Kate		
Bass	RIPA, Frank	SHOOTERS, FISHERS & FARMERS VIC	
Bass	ARNAULT, David	AUSTRALIAN GREENS	
Bayswater	VICTORIA, Heidi	LIBERAL	
Bayswater	TAYLOR, Jackson	AUSTRALIAN LABOR PARTY	Elected
Bayswater	COOKSON, Asher	AUSTRALIAN GREENS	
Bayswater	SCHRAM, Nathan	ANIMAL JUSTICE PARTY	
Bellarine	ADAMS, Naomi	ANIMAL JUSTICE PARTY	
Bellarine	NEVILLE, Lisa	AUSTRALIAN LABOR PARTY	Elected
Bellarine	SEMMENS, Rachel	AUSTRALIAN GREENS	
Bellarine	McKITERICK, Brian	LIBERAL	
Bellarine	KRIZ, Jackie	VICTORIAN SOCIALISTS	
Benambra	HAWKINS, Jacqui		
Benambra	TAIT, Mark	AUSTRALIAN LABOR PARTY	
Benambra	TILLEY, Bill	LIBERAL	Elected
Benambra	O'CONNOR, Jenny		
Benambra	KNIGHT, Josh	SHOOTERS, FISHERS & FARMERS VIC	
Benambra	BARDSLEY, John	AUSTRALIAN GREENS	
Bendigo East	BELARDINELLI, Michael		
Bendigo East	ELLIS, Ian	LIBERAL	
Bendigo East	LEACH, Helen	LABOUR DLP	
Bendigo East	ALLAN, Jacinta	AUSTRALIAN LABOR PARTY	Elected
Bendigo East	THOMSON, Nakita	AUSTRALIAN GREENS	
Bendigo East	BROAD, Gaelle	THE NATIONALS	

District	Candidate Name	Registered Political Party	Outcome
Bendigo West	NUSKE, Marilyn	ANIMAL JUSTICE PARTY	
Bendigo West	FINN, Kevin	LIBERAL	
Bendigo West	EDWARDS, Maree	AUSTRALIAN LABOR PARTY	Elected
Bendigo West	WHELAN, Laurie	AUSTRALIAN GREENS	
Bentleigh	LOBO, Oscar		
Bentleigh	JUDAH, Asher	LIBERAL	
Bentleigh	STAIKOS, Nick	AUSTRALIAN LABOR PARTY	Elected
Bentleigh	DEKIERE, Sarah	AUSTRALIAN GREENS	
Bentleigh	STOTT, Dave	FIONA PATTEN'S REASON PARTY	
Bentleigh	VERZIJJ, Hans	SUSTAINABLE AUSTRALIA	
Bentleigh	CHELLAPPAH, Naren	ANIMAL JUSTICE PARTY	
Bentleigh	FRASER, Fi	LABOUR DLP	
Bentleigh	SULLIVAN, Ellie Jean	DERRYN HINCH'S JUSTICE PARTY	
Bentleigh	MAVROYENI, George		
Box Hill	CLARK, Robert	LIBERAL	
Box Hill	HAMER, Paul	AUSTRALIAN LABOR PARTY	Elected
Box Hill	SUN, Sophia	AUSTRALIAN GREENS	
Brighton	TAYLOR, Cathy	ANIMAL JUSTICE PARTY	
Brighton	MARTIN, Declan	AUSTRALIAN LABOR PARTY	
Brighton	NEWBURY, James	LIBERAL	Elected
Brighton	CASLEY, John Tiger		
Brighton	COPSEY, Katherine	AUSTRALIAN GREENS	
Brighton	PRIDHAM, Alison	SUSTAINABLE AUSTRALIA	
Broadmeadows	MCGUIRE, Frank	AUSTRALIAN LABOR PARTY	Elected
Broadmeadows	SMALL, Jerome	VICTORIAN SOCIALISTS	
Broadmeadows	TATE, Sheriden	AUSTRALIAN GREENS	
Broadmeadows	DOW, Jenny	LIBERAL	
Brunswick	GEORGIOU, George		
Brunswick	DEVENY, Catherine	FIONA PATTEN'S REASON PARTY	
Brunswick	COLLINS, Noel	LIBERAL DEMOCRATS	
Brunswick	O'CONNOR, Cindy	AUSTRALIAN LABOR PARTY	
Brunswick	SOURASIS, Kerry		
Brunswick	WOJTONIS, Adam	LIBERAL	
Brunswick	READ, Tim	AUSTRALIAN GREENS	Elected
Brunswick	ANDERSON, Christopher		
Brunswick	MILES, Christopher	ANIMAL JUSTICE PARTY	
Bulleen	KEARNEY, Chris	AUSTRALIAN GREENS	
Bulleen	GUY, Matthew	LIBERAL	Elected
Bulleen	MACKENZIE, Fiona	AUSTRALIAN LABOR PARTY	
Bundoora	STANYON, Clement	AUSTRALIAN GREENS	
Bundoora	MULHOLLAND, Jenny	LIBERAL	
Bundoora	BROOKS, Colin	AUSTRALIAN LABOR PARTY	Elected
Bundoora	BAKER, Bryce	FIONA PATTEN'S REASON PARTY	
Bundoora	ANDREWARTHA, Jacob	VICTORIAN SOCIALISTS	

District	Candidate Name	Registered Political Party	Outcome
Bundoora	WHITFIELD, Rodney	ANIMAL JUSTICE PARTY	
Buninyong	SETTLE, Michaela	AUSTRALIAN LABOR PARTY	Elected
Buninyong	ZIBELL, Linda	AUSTRALIAN GREENS	
Buninyong	KILMARTIN, Andrew	LIBERAL	
Buninyong	WATTERS, Lindsay		
Buninyong	McKENDRICK, Jane	VICTORIAN SOCIALISTS	
Buninyong	COLBERT, Dianne		
Buninyong	MORRISON, Wendy	ANIMAL JUSTICE PARTY	
Buninyong	ECKEL, Brendan		
Burwood	WILLIAMS, Andrew	SUSTAINABLE AUSTRALIA	
Burwood	FOWLES, Will	AUSTRALIAN LABOR PARTY	Elected
Burwood	BEATTIE, Amanda	ANIMAL JUSTICE PARTY	
Burwood	ROSS, Graham	AUSTRALIAN GREENS	
Burwood	WATT, Graham	LIBERAL	
Carrum	YADAV, Santosh Kumar	TRANSPORT MATTERS	
Carrum	BAUER, Donna	LIBERAL	
Carrum	PHILPOTT-SMART, Simone	DERRYN HINCH'S JUSTICE PARTY	
Carrum	THOMPSON, Braeden	AUSTRALIAN GREENS	
Carrum	TELLESON, Michael		
Carrum	KILKENNY, Sonya	AUSTRALIAN LABOR PARTY	Elected
Carrum	BOWDEN, Jennifer	LABOUR DLP	
Caulfield	SOUTHWICK, David	LIBERAL	Elected
Caulfield	GRASSO, Sorina	AUSTRALIAN LABOR PARTY	
Caulfield	EVANS, Troy	ANIMAL JUSTICE PARTY	
Caulfield	BAVATI, Aviya	SUSTAINABLE AUSTRALIA	
Caulfield	MATHEW, Dinesh	AUSTRALIAN GREENS	
Clarinda	ZHUANG, Zhi Gang	TRANSPORT MATTERS	
Clarinda	FERGEUS, Josh	AUSTRALIAN GREENS	
Clarinda	BEVINAKOPPA, Gandhi	LIBERAL	
Clarinda	GARDNER, Michael James		
Clarinda	TAK, Meng Heang	AUSTRALIAN LABOR PARTY	Elected
Cranbourne	JAKOBI, Susan		
Cranbourne	FOSBERRY, Norman		
Cranbourne	RICHARDS, Pauline	AUSTRALIAN LABOR PARTY	Elected
Cranbourne	SINGH, Tarlochan	TRANSPORT MATTERS	
Cranbourne	SOULTANIDIS, Jason	DERRYN HINCH'S JUSTICE PARTY	
Cranbourne	SOK, Edward	LABOUR DLP	
Cranbourne	RAGUPATHY, Ravi		
Cranbourne	HERMANS, Ann-Marie	LIBERAL	
Cranbourne	TILTON, Jake	AUSTRALIAN GREENS	
Croydon	CUSACK, Josh	AUSTRALIAN LABOR PARTY	
Croydon	HODGETT, David	LIBERAL	Elected

District	Candidate Name	Registered Political Party	Outcome
Croydon	COSTANTINO, Vinita	ANIMAL JUSTICE PARTY	
Croydon	O'FLYNN, Caleb	AUSTRALIAN GREENS	
Dandenong	WILLIAMS, Gabrielle	AUSTRALIAN LABOR PARTY	Elected
Dandenong	GARAD, Rhonda	AUSTRALIAN GREENS	
Dandenong	PERERA, Virosh	LIBERAL	
Dandenong	AHMED, Afroz	TRANSPORT MATTERS	
Eildon	BRENNAN, Sally	AUSTRALIAN LABOR PARTY	
Eildon	DUNSCOMBE, Michelle		
Eildon	DEACON, Ken	AUSTRALIAN GREENS	
Eildon	McLEISH, Cindy	LIBERAL	Elected
Eltham	McGOWAN, Nick	LIBERAL	
Eltham	WARD, Vicki	AUSTRALIAN LABOR PARTY	Elected
Eltham	GOODMAN, Matthew	AUSTRALIAN GREENS	
Eltham	O'BRIEN, Peter	LABOUR DLP	
Essendon	BAKER, Kate		
Essendon	WILLIAMS, James	AUSTRALIAN GREENS	
Essendon	CONNORS, Dermot	LABOUR DLP	
Essendon	LAWRENCE, Richard		
Essendon	PEARSON, Danny	AUSTRALIAN LABOR PARTY	Elected
Essendon	POTENZA, Gino	LIBERAL	
Euroa	RYAN, Steph	THE NATIONALS	Elected
Euroa	DEPPELER-MORTON, Fiona	AUSTRALIAN LABOR PARTY	
Euroa	FIRTH, Don		
Euroa	CASSIDY, Keppel	AUSTRALIAN GREENS	
Evelyn	EVERIST, Brodie	AUSTRALIAN GREENS	
Evelyn	VALLENCE, Bridget	LIBERAL	Elected
Evelyn	RITCHIE, Gail	AUSTRALIAN LABOR PARTY	
Ferntree Gully	BUXTON, Julie	AUSTRALIAN LABOR PARTY	
Ferntree Gully	RAYMOND, Steve	AUSTRALIAN GREENS	
Ferntree Gully	WAKELING, Nick	LIBERAL	Elected
Footscray	SUN, Shan	ANIMAL JUSTICE PARTY	
Footscray	McALPINE, Angus	AUSTRALIAN GREENS	
Footscray	HALL, Katie	AUSTRALIAN LABOR PARTY	Elected
Footscray	JOESIKA, Emete	LIBERAL	
Forest Hill	KUMAR, Manoj	AUSTRALIAN LABOR PARTY	
Forest Hill	BAI, Claude		
Forest Hill	BHALLA, Naresh	AUSTRALIAN GREENS	
Forest Hill	ANGUS, Neil	LIBERAL	Elected
Frankston	KELSALL, Henry		
Frankston	O'CONNELL, Lachlan	DERRYN HINCH'S JUSTICE PARTY	
Frankston	LANE, Colin	AUSTRALIAN GREENS	
Frankston	LONG, Michael	LABOUR DLP	
Frankston	LAMB, Michael	LIBERAL	

District	Candidate Name	Registered Political Party	Outcome
Frankston	PERSSON, James	ANIMAL JUSTICE PARTY	
Frankston	RUDRA, Jyothi	TRANSPORT MATTERS	
Frankston	EDBROOKE, Paul	AUSTRALIAN LABOR PARTY	Elected
Geelong	FIDGE, Freya	LIBERAL	
Geelong	JACKA, Jacki	ANIMAL JUSTICE PARTY	
Geelong	WOLF, Gottfried		
Geelong	JUHASZ, Stephen		
Geelong	HATHWAY, Sarah	VICTORIAN SOCIALISTS	
Geelong	NEWMAN, Lois	AUSTRALIAN GREENS	
Geelong	COUZENS, Christine	AUSTRALIAN LABOR PARTY	Elected
Geelong	LYONS, Darryn		
Gembrook	GREGOROVICH, Amy	AUSTRALIAN GREENS	
Gembrook	GALEA, Michael	AUSTRALIAN LABOR PARTY	
Gembrook	BATTIN, Brad	LIBERAL	Elected
Gippsland East	BUCKLEY, Sonia	LIBERAL DEMOCRATS	
Gippsland East	STEPHENSON, Matt		
Gippsland East	FOSKEY, Deb	AUSTRALIAN GREENS	
Gippsland East	REEVES, Mark	AUSTRALIAN LABOR PARTY	
Gippsland East	BULL, Tim	THE NATIONALS	Elected
Gippsland East	GARRETT, Benjamin		
Gippsland East	NEOPHYTOU, George		
Gippsland South	O'BRIEN, Danny	THE NATIONALS	Elected
Gippsland South	ONLEY, Ian	AUSTRALIAN GREENS	
Gippsland South	RYAN, Denise	AUSTRALIAN LABOR PARTY	
Hastings	LESSLIE, Nathan	AUSTRALIAN GREENS	
Hastings	MEYER, Simon	AUSTRALIAN LABOR PARTY	
Hastings	BURGESS, Neale	LIBERAL	Elected
Hastings	KNIGHT, Georgia	ANIMAL JUSTICE PARTY	
Hawthorn	BIEBER, Nicholas	AUSTRALIAN GREENS	
Hawthorn	PESUTTO, John	LIBERAL	
Hawthorn	GRUMMET, Richard		
Hawthorn	WRIGHT, Catherine	ANIMAL JUSTICE PARTY	
Hawthorn	KENNEDY, John Ormond	AUSTRALIAN LABOR PARTY	Elected
Hawthorn	PATERSON, Sophie	SUSTAINABLE AUSTRALIA	
Ivanhoe	CARBINES, Anthony	AUSTRALIAN LABOR PARTY	Elected
Ivanhoe	LANGDON, Craig		
Ivanhoe	CONLEY, Andrew	AUSTRALIAN GREENS	
Ivanhoe	CLARK, Monica	LIBERAL	
Ivanhoe	JENKINS, Philip	LABOUR DLP	
Kew	MARKS, Alex	AUSTRALIAN GREENS	
Kew	SMITH, Tim	LIBERAL	Elected
Kew	D'ARCY, Marg	AUSTRALIAN LABOR PARTY	
Kew	SCATURCHIO, Paul	SUSTAINABLE AUSTRALIA	
Kew	GARDINER, Bronwyn	ANIMAL JUSTICE PARTY	

District	Candidate Name	Registered Political Party	Outcome
Keysborough	TAYLOR, Darrel	LIBERAL	
Keysborough	VO, Hung		
Keysborough	AFZAL, Usman Mohammed	TRANSPORT MATTERS	
Keysborough	PAKULA, Martin	AUSTRALIAN LABOR PARTY	Elected
Keysborough	McALPINE, Ken	AUSTRALIAN GREENS	
Keysborough	JEGES, Helen	ANIMAL JUSTICE PARTY	
Kororoit	DIVITA, Katherine	ANIMAL JUSTICE PARTY	
Kororoit	WARING, Rohan	AUSTRALIAN GREENS	
Kororoit	KAIROUZ, Marlene	AUSTRALIAN LABOR PARTY	Elected
Kororoit	HAQUE, Golam	LIBERAL	
Lara	CARDIGAN, Dean	VICTORIAN SOCIALISTS	
Lara	BAKER, Bronwen	ANIMAL JUSTICE PARTY	
Lara	Di PASQUALE, Melissa	LIBERAL	
Lara	FORBES, Amber	AUSTRALIAN GREENS	
Lara	EREN, John	AUSTRALIAN LABOR PARTY	Elected
Lowan	KEALY, Emma	THE NATIONALS	Elected
Lowan	SHEA, Barry		
Lowan	BILLI, Maurice	AUSTRALIAN LABOR PARTY	
Lowan	GRENFELL, Trevor	VICTORIAN SOCIALISTS	
Lowan	LANE, Richard	AUSTRALIAN GREENS	
Macedon	O'BRIEN, Tony	LABOUR DLP	
Macedon	BAKES, Rob		
Macedon	THOMAS, Mary-Anne	AUSTRALIAN LABOR PARTY	Elected
Macedon	PARRAMORE, Ruth	ANIMAL JUSTICE PARTY	
Macedon	MILLAR, Amanda	LIBERAL	
Macedon	THESING, Ralf	AUSTRALIAN GREENS	
Malvern	MORAN, Michaela	SUSTAINABLE AUSTRALIA	
Malvern	FEILD, Candace	ANIMAL JUSTICE PARTY	
Malvern	SQUIRES, Oliver	AUSTRALIAN LABOR PARTY	
Malvern	O'BRIEN, Michael	LIBERAL	Elected
Malvern	MORGAN, Polly	AUSTRALIAN GREENS	
Melbourne	SANDELL, Ellen	AUSTRALIAN GREENS	Elected
Melbourne	SCHADE, Darin	LIBERAL	
Melbourne	HANLON, Peter		
Melbourne	ROOKES, Benjamin	LIBERAL DEMOCRATS	
Melbourne	FUHRMANN, Kim	AUSSIE BATTLER PARTY	
Melbourne	KANIS, Jennifer	AUSTRALIAN LABOR PARTY	
Melbourne	POPE, Lawrence	ANIMAL JUSTICE PARTY	
Melbourne	CLOSE, Leo	FIONA PATTEN'S REASON PARTY	
Melton	TURNER, Bob		
Melton	FARROW, Ryan	LIBERAL	
Melton	STIRLING, Grant		
Melton	BINGHAM, Jarrod		

District	Candidate Name	Registered Political Party	Outcome
Melton	SINGH, Harkirat	AUSTRALIAN GREENS	
Melton	RAMSEY, Sophie		
Melton	BENNETT, Victor	LABOUR DLP	
Melton	GUY, Ron	VICTORIAN SOCIALISTS	
Melton	MILTON, Tania	ANIMAL JUSTICE PARTY	
Melton	BIRCHALL, Ian		
Melton	MCGHIE, Stephen John	AUSTRALIAN LABOR PARTY	Elected
Melton	LANG, Daryl		
Mildura	ALESSI, Tony	AUSTRALIAN LABOR PARTY	
Mildura	MILNE, Cathryn	AUSTRALIAN GREENS	
Mildura	CRISP, Peter	THE NATIONALS	
Mildura	TIMMIS, Steven John		
Mildura	CUPPER, Ali		Elected
Mill Park	SIMONS, Marcia	ANIMAL JUSTICE PARTY	
Mill Park	D'AMBROSIO, Lily	AUSTRALIAN LABOR PARTY	Elected
Mill Park	REICH, Nicholas	VICTORIAN SOCIALISTS	
Mill Park	SINGH, Lakhwinder	LIBERAL	
Mill Park	EDWARDS, Alexander	AUSTRALIAN GREENS	
Monbulk	NORMAN, Joshua James	LABOUR DLP	
Monbulk	SCHURINK, John	LIBERAL	
Monbulk	CROOK, Jordan		
Monbulk	MERLINO, James	AUSTRALIAN LABOR PARTY	Elected
Monbulk	HICKS, Liz	AUSTRALIAN GREENS	
Mordialloc	NOLAN, Robyn		
Mordialloc	RICHARDSON, Tim	AUSTRALIAN LABOR PARTY	Elected
Mordialloc	SULLIVAN, Peter	DERRYN HINCH'S JUSTICE PARTY	
Mordialloc	REID, Phil		
Mordialloc	TAYLOR, Hamish	AUSTRALIAN GREENS	
Mordialloc	WATSON, Stephen		
Mordialloc	CURRIE, Bronwyn	ANIMAL JUSTICE PARTY	
Mordialloc	VERMA, Amit	TRANSPORT MATTERS	
Mordialloc	GLEDHILL, Geoff	LIBERAL	
Mordialloc	PHILLIPS, Peter	LABOUR DLP	
Mornington	MORRIS, David	LIBERAL	Elected
Mornington	JACK, Tyson	ANIMAL JUSTICE PARTY	
Mornington	SINCLAIR, David	AUSTRALIAN GREENS	
Mornington	WHITE, Ryan	AUSTRALIAN LABOR PARTY	
Morwell	DIGGINS, Reece	AUSSIE BATTLER PARTY	
Morwell	BOND, Sheridan	THE NATIONALS	
Morwell	LUND, Tracie		
Morwell	RICHARDS, Mark	AUSTRALIAN LABOR PARTY	
Morwell	MUIR, Ricky	SHOOTERS, FISHERS & FARMERS VIC	
Morwell	BURGESS, Ray		

District	Candidate Name	Registered Political Party	Outcome
Morwell	CAFFREY, Daniel	AUSTRALIAN GREENS	
Morwell	HARRIMAN, Dale	LIBERAL	
Morwell	NORTHE, Russell		Elected
Morwell	KEEN, Nathan	LABOUR DLP	
Morwell	SINDT, Christine		
Mount Waverley	FREGON, Matt	AUSTRALIAN LABOR PARTY	Elected
Mount Waverley	GIDLEY, Michael	LIBERAL	
Mount Waverley	McCARTHY, Justin	AUSTRALIAN GREENS	
Mulgrave	RAJASINGHE, Ovi	AUSTRALIAN GREENS	
Mulgrave	DAVENPORT, Maree	LIBERAL	
Mulgrave	ANDREWS, Daniel	AUSTRALIAN LABOR PARTY	Elected
Mulgrave	MALIK, Nadeem	TRANSPORT MATTERS	
Mulgrave	KELLY, Des	LABOUR DLP	
Murray Plains	STRAUB, Daniel Allan	SHOOTERS, FISHERS & FARMERS VIC	
Murray Plains	CHRISTOE, Ian	AUSTRALIAN GREENS	
Murray Plains	WALSH, Peter	THE NATIONALS	Elected
Murray Plains	WILLIAMS, Peter	AUSTRALIAN LABOR PARTY	
Narracan	LAMBDEN, Guss		
Narracan	BLACKWOOD, Gary	LIBERAL	Elected
Narracan	HORNSTRA, William	AUSTRALIAN GREENS	
Narracan	IERFONE, Carlo		
Narracan	MAXFIELD, Christine	AUSTRALIAN LABOR PARTY	
Narre Warren North	GREISS, Sami	LABOUR DLP	
Narre Warren North	MAHMOOD, Zeeshan	TRANSPORT MATTERS	
Narre Warren North	DONNELLAN, Luke	AUSTRALIAN LABOR PARTY	Elected
Narre Warren North	FITZGERALD, Vikki	LIBERAL	
Narre Warren North	BAUER, Stefanie	AUSTRALIAN GREENS	
Narre Warren South	SINGH, Gagandeep	TRANSPORT MATTERS	
Narre Warren South	SEREY, Susan	LIBERAL	
Narre Warren South	BUTLER, Michael	AUSTRALIAN GREENS	
Narre Warren South	MAAS, Gary	AUSTRALIAN LABOR PARTY	Elected
Nepean	MULVANY, Simon		
Nepean	GULLY, Rodger		
Nepean	BRAYNE, Chris	AUSTRALIAN LABOR PARTY	Elected
Nepean	JOSEPH, Russell	LIBERAL	
Nepean	SAUNDERS, Paul	AUSTRALIAN GREENS	
Niddrie	REESON, Ben	LIBERAL	
Niddrie	PRIMMER, Rebbecca	ANIMAL JUSTICE PARTY	
Niddrie	DESMARAIS, Jean-Luke	AUSTRALIAN GREENS	
Niddrie	CARROLL, Ben	AUSTRALIAN LABOR PARTY	Elected
Northcote	THORPE, Lidia	AUSTRALIAN GREENS	
Northcote	EDWARDS, Bryony		
Northcote	MacISAAC, John	LIBERAL	

District	Candidate Name	Registered Political Party	Outcome
Northcote	FINK, Samuel	LIBERAL DEMOCRATS	
Northcote	THEOPHANOUS, Kat	AUSTRALIAN LABOR PARTY	Elected
Northcote	BRAMANTE, David	ANIMAL JUSTICE PARTY	
Northcote	SMARRELLI, Franca	FIONA PATTEN'S REASON PARTY	
Oakleigh	EDMONDS, Andrew	LIBERAL	
Oakleigh	MORGAN, Peter	AUSTRALIAN GREENS	
Oakleigh	KIOUPELIS, Parashos		
Oakleigh	DIMOPOULOS, Steve	AUSTRALIAN LABOR PARTY	Elected
Oakleigh	HOULT, Brandon	SUSTAINABLE AUSTRALIA	
Oakleigh	PARKER, Suzanne	ANIMAL JUSTICE PARTY	
Ovens Valley	DYER, Ray		
Ovens Valley	FIDGE, Julian	COUNTRY PARTY	
Ovens Valley	McCURDY, Tim	THE NATIONALS	Elected
Ovens Valley	BERRY, Vicki	AUSTRALIAN GREENS	
Ovens Valley	ATKINS, Tammy		
Ovens Valley	DOYLE, Kate	AUSTRALIAN LABOR PARTY	
Pascoe Vale	TIMPANO, Francesco		
Pascoe Vale	HAMILTON, Genevieve	LIBERAL	
Pascoe Vale	BLANDTHORN, Lizzie	AUSTRALIAN LABOR PARTY	Elected
Pascoe Vale	JACKSON, Phil	AUSTRALIAN GREENS	
Pascoe Vale	YILDIZ, Oscar		
Pascoe Vale	LINSELL, Graeme	ANIMAL JUSTICE PARTY	
Pascoe Vale	BEATON, Gerry	VICTORIAN SOCIALISTS	
Pascoe Vale	KAVANAGH, John		
Polwarth	JOHNSTON, Douglas	AUSTRALIAN LABOR PARTY	
Polwarth	MURPHY, Brendan	VICTORIAN SOCIALISTS	
Polwarth	PITTS, Damien	ANIMAL JUSTICE PARTY	
Polwarth	GARDNER, Courtney	AUSTRALIAN GREENS	
Polwarth	RIORDAN, Richard	LIBERAL	Elected
Prahran	KOFMANSKY, Leon	LABOUR DLP	
Prahran	ALLEN, Katie	LIBERAL	
Prahran	PHARAOH, Neil	AUSTRALIAN LABOR PARTY	
Prahran	HIBBINS, Sam	AUSTRALIAN GREENS	Elected
Prahran	BILIC, Dennis	SUSTAINABLE AUSTRALIA	
Prahran	TOMLIN, Tom	FIONA PATTEN'S REASON PARTY	
Prahran	LONG, Jennifer	ANIMAL JUSTICE PARTY	
Prahran	PATTERSON, Wendy	AUSSIE BATTLER PARTY	
Prahran	MENADUE, Alan		
Preston	LILIO, Guido	LIBERAL	
Preston	GRECO, Gaetano		
Preston	SCOTT, Robin	AUSTRALIAN LABOR PARTY	Elected
Preston	PRICE, Stephanie	VICTORIAN SOCIALISTS	
Preston	NEWTON, Susanne	AUSTRALIAN GREENS	
Preston	RICHINGS, Nadine	ANIMAL JUSTICE PARTY	

District	Candidate Name	Registered Political Party	Outcome
Preston	GLOVER, Margee	FIONA PATTEN'S REASON PARTY	
Richmond	LANDES, Herschel		
Richmond	MANNING, Emma		
Richmond	MALTZAHN, Kathleen	AUSTRALIAN GREENS	
Richmond	WHITEHEAD, Adrian		
Richmond	KEALY, Craig	ANIMAL JUSTICE PARTY	
Richmond	TRAN, Kevin Quoc		
Richmond	RYAN, Judy	FIONA PATTEN'S REASON PARTY	
Richmond	WYNNE, Richard	AUSTRALIAN LABOR PARTY	Elected
Ringwood	HALSE, Dustin	AUSTRALIAN LABOR PARTY	Elected
Ringwood	HUMPHREYS, Robert	AUSTRALIAN GREENS	
Ringwood	RYALL, Dee	LIBERAL	
Ripon	GIBBS, Sandra	DERRYN HINCH'S JUSTICE PARTY	
Ripon	TRUSCOTT, Jeff		
Ripon	JENNINGS, Bronwyn	VICTORIAN SOCIALISTS	
Ripon	HILLS, Anna	ANIMAL JUSTICE PARTY	
Ripon	MULCAHY, Peter	LABOUR DLP	
Ripon	STALEY, Louise	LIBERAL	Elected
Ripon	DE SANTIS, Sarah	AUSTRALIAN LABOR PARTY	
Ripon	FAVA, Peter	SHOOTERS, FISHERS & FARMERS VIC	
Ripon	SIMIC, Serge	AUSTRALIAN GREENS	
Ripon	MAYER, Maria		
Rowville	SHARMA, Natasha	AUSTRALIAN GREENS	
Rowville	SHAHBAZ, Muhammad	AUSTRALIAN LABOR PARTY	
Rowville	WELLS, Kim	LIBERAL	Elected
Rowville	COSSARI, Joe		
Sandringham	ROWSWELL, Brad	LIBERAL	Elected
Sandringham	FREEMAN, Liz	LABOUR DLP	
Sandringham	REDFORD, Snezana	ANIMAL JUSTICE PARTY	
Sandringham	MARTIN, Clarke		
Sandringham	HORVATH, Anita	AUSTRALIAN LABOR PARTY	
Sandringham	PHILLIPS, Dominic	AUSTRALIAN GREENS	
Sandringham	KING, Creighton	SUSTAINABLE AUSTRALIA	
Shepparton	SHEED, Suzanna		Elected
Shepparton	SCHWARZ, Peter	THE NATIONALS	
Shepparton	WILLATON, Murray	SHOOTERS, FISHERS & FARMERS VIC	
Shepparton	HEATH, Bill	AUSTRALIAN LABOR PARTY	
Shepparton	FREEMAN, Nickee	AUSTRALIAN GREENS	
Shepparton	HAMMER, Cheryl	LIBERAL	
South Barwon	CAMPBELL, Stephen	LABOUR DLP	
South Barwon	BALL, David	VICTORIAN SOCIALISTS	
South Barwon	COLE, Damien		

District	Candidate Name	Registered Political Party	Outcome
South Barwon	SMEDLEY, Marian	AUSTRALIAN GREENS	
South Barwon	RIPA, Robert	SHOOTERS, FISHERS & FARMERS VIC	
South Barwon	KATOS, Andrew	LIBERAL	
South Barwon	CHEESEMAN, Darren	AUSTRALIAN LABOR PARTY	Elected
South Barwon	OSECKAS, Peter	ANIMAL JUSTICE PARTY	
South-West Coast	NEOH, Michael		
South-West Coast	DOUKAS, Jim	COUNTRY PARTY	
South-West Coast	CAMPBELL, Thomas	AUSTRALIAN GREENS	
South-West Coast	RIGGS, Terry	VICTORIAN SOCIALISTS	
South-West Coast	GASTON, Kylie	AUSTRALIAN LABOR PARTY	
South-West Coast	BRITNELL, Roma	LIBERAL	Elected
South-West Coast	McCLUSKEY, Michael		
South-West Coast	PURCELL, James		
South-West Coast	PURTILL, Joseph	LABOUR DLP	
St Albans	MAGRI, Cylene	AUSTRALIAN GREENS	
St Albans	SULEYMAN, Natalie	AUSTRALIAN LABOR PARTY	Elected
St Albans	ISA, Jenny		
St Albans	LUU, Trung	LIBERAL	
Sunbury	MARR, Cassandra	LIBERAL	
Sunbury	KEABLE, Ryan	AUSTRALIAN GREENS	
Sunbury	BULL, Josh	AUSTRALIAN LABOR PARTY	Elected
Sydenham	KERR, Maria	LIBERAL	
Sydenham	HUTCHINS, Natalie	AUSTRALIAN LABOR PARTY	Elected
Sydenham	SINGH, Ramanjit		
Sydenham	HARE, Clinton	AUSTRALIAN GREENS	
Tarneit	GOODFELLOW, Glenn	LIBERAL	
Tarneit	SYED, Zulfi		
Tarneit	SHEFFIELD-BROTHERTON, Beck	AUSTRALIAN GREENS	
Tarneit	SATI, Arnav		
Tarneit	AN, Aaron		
Tarneit	BATTH, Harkamal Singh		
Tarneit	CONNOLLY, Sarah	AUSTRALIAN LABOR PARTY	Elected
Thomastown	DESIATO, Alahna		
Thomastown	NAGORKA-TSINDOS, Tess	ANIMAL JUSTICE PARTY	
Thomastown	HALFPENNY, Bronwyn	AUSTRALIAN LABOR PARTY	Elected
Thomastown	THIRKETTLE-WATTS, David	FIONA PATTEN'S REASON PARTY	
Thomastown	SABA, Ibrahim		
Thomastown	SINGH, Gurdawar	LIBERAL	
Thomastown	LARKIN, Kath	VICTORIAN SOCIALISTS	
Thomastown	SMITH, Cynthia	AUSTRALIAN GREENS	
Thomastown	STAVRESKI, Nikola		

District	Candidate Name	Registered Political Party	Outcome
Warrandyte	MCGRATH, Elizabeth	AUSTRALIAN LABOR PARTY	
Warrandyte	McGILL, Lachlan	ANIMAL JUSTICE PARTY	
Warrandyte	RAMCHARAN, Ben	AUSTRALIAN GREENS	
Warrandyte	SMITH, Ryan	LIBERAL	Elected
Wendouree	BARNES, Alice	AUSTRALIAN GREENS	
Wendouree	JOHNSON, Amy	LIBERAL	
Wendouree	HILLS, Bryn	ANIMAL JUSTICE PARTY	
Wendouree	SMITH, Jeremy	VICTORIAN SOCIALISTS	
Wendouree	SMITH, Alison May		
Wendouree	ADDISON, Juliana	AUSTRALIAN LABOR PARTY	Elected
Werribee	PALLAS, Tim	AUSTRALIAN LABOR PARTY	Elected
Werribee	LY, Thanh Nga		
Werribee	SHARMA, Pratibha		
Werribee	CARLING-JENKINS, Rachel		
Werribee	GARRA, Joe		
Werribee	DESSI, Jay	AUSTRALIAN GREENS	
Werribee	BREAKWELL, Kathryn	LABOUR DLP	
Werribee	MURPHY, Gayle	LIBERAL	
Williamstown	HORNE, Melissa	AUSTRALIAN LABOR PARTY	Elected
Williamstown	LONG, Sam	AUSTRALIAN GREENS	
Williamstown	SAINT-JAMES, Virginia	ANIMAL JUSTICE PARTY	
Williamstown	BENTLEY, Lisa		
Williamstown	HEMPHILL, Peter		
Williamstown	JOSHI, Pallavee	LIBERAL	
Yan Yean	BROWN, Siobhann	AUSTRALIAN LIBERTY ALLIANCE	
Yan Yean	BABLIS, Arthur	LABOUR DLP	
Yan Yean	BANSAL, Munish		
Yan Yean	GREEN, Danielle	AUSTRALIAN LABOR PARTY	Elected
Yan Yean	SNELLING, David	SHOOTERS, FISHERS & FARMERS VIC	
Yan Yean	McKINNON, Hugh	AUSTRALIAN GREENS	
Yan Yean	KLEIN, Meralyn	LIBERAL	
Yan Yean	ALBARRI, Yassin Akram		
Yuroke	ZOGHEIB, Golda		
Yuroke	SAMPSON, Louise	AUSTRALIAN GREENS	
Yuroke	DOOK, Emma	VICTORIAN SOCIALISTS	
Yuroke	SPENCE, Ros	AUSTRALIAN LABOR PARTY	Elected
Yuroke	OVEREND, Jim	LIBERAL	

Appendix 19: List of candidates by region

Region	Candidate Name	Registered Political Party	Outcome
Eastern Metropolitan	FORD, Brenton	LIBERAL DEMOCRATS	
Eastern Metropolitan	FERNANDES, Marcos	LIBERAL DEMOCRATS	
Eastern Metropolitan	BIVIECA AQUINO, Indhira	AUSTRALIAN LIBERTY ALLIANCE	
Eastern Metropolitan	WILDING, Royston	AUSTRALIAN LIBERTY ALLIANCE	
Eastern Metropolitan	ERIKOZU, Mel	AUSTRALIAN COUNTRY PARTY	
Eastern Metropolitan	PROUD, Russel	AUSTRALIAN COUNTRY PARTY	
Eastern Metropolitan	RUNDLE, Norrian	VICTORIAN SOCIALISTS	
Eastern Metropolitan	WARD, Liam	VICTORIAN SOCIALISTS	
Eastern Metropolitan	BARTON, Rodney Brian	TRANSPORT MATTERS	Elected
Eastern Metropolitan	PETERS, Toni Frances	TRANSPORT MATTERS	
Eastern Metropolitan	WOOLDRIDGE, Mary	LIBERAL	Elected
Eastern Metropolitan	ATKINSON, Bruce	LIBERAL	Elected
Eastern Metropolitan	CICCHIELLO, Emanuele	LIBERAL	
Eastern Metropolitan	ROY, Grace	LIBERAL	
Eastern Metropolitan	HEGDE, Shilpa	LIBERAL	
Eastern Metropolitan	LEANE, Shaun	AUSTRALIAN LABOR PARTY	Elected
Eastern Metropolitan	TERPSTRA, Sonja	AUSTRALIAN LABOR PARTY	Elected
Eastern Metropolitan	GADANI, Nildhara	AUSTRALIAN LABOR PARTY	
Eastern Metropolitan	ABHIMANYU KUMAR	AUSTRALIAN LABOR PARTY	
Eastern Metropolitan	TERZIC, Barry	AUSTRALIAN LABOR PARTY	
Eastern Metropolitan	ORCHARD, Jeremy	LABOUR DLP	
Eastern Metropolitan	CRONSHAW, Benjamin	LABOUR DLP	
Eastern Metropolitan	LAVIN, Rosemary	ANIMAL JUSTICE PARTY	
Eastern Metropolitan	WEYMOUTH, Theresa	ANIMAL JUSTICE PARTY	
Eastern Metropolitan	DE RANGO, Linda	DERRYN HINCH'S JUSTICE PARTY	
Eastern Metropolitan	LAVELL, Kathryn	DERRYN HINCH'S JUSTICE PARTY	
Eastern Metropolitan	RUYTER, Monique	SHOOTERS, FISHERS & FARMERS VIC	
Eastern Metropolitan	POULTON, Grant	SHOOTERS, FISHERS & FARMERS VIC	
Eastern Metropolitan	RYAN, Dermot E.	VOLUNTARY EUTHANASIA PARTY (VICTORIA)	
Eastern Metropolitan	NIPE, Tara A.	VOLUNTARY EUTHANASIA PARTY (VICTORIA)	
Eastern Metropolitan	SALOUMI, Lynnette	SUSTAINABLE AUSTRALIA	
Eastern Metropolitan	WILKINS, Perrin	SUSTAINABLE AUSTRALIA	
Eastern Metropolitan	LARSON, Bryce	AUSSIE BATTLER PARTY	
Eastern Metropolitan	STERRY, Clyde	AUSSIE BATTLER PARTY	
Eastern Metropolitan	Van LUENEN, Shelley	HUDSON 4 NV	
Eastern Metropolitan	BAILEY, Deidre	HUDSON 4 NV	
Eastern Metropolitan	LEITCH, Douglas	FIONA PATTEN'S REASON PARTY	
Eastern Metropolitan	LYNCH, Glenn	FIONA PATTEN'S REASON PARTY	
Eastern Metropolitan	DUNN, Samantha	AUSTRALIAN GREENS	

Region	Candidate Name	Registered Political Party	Outcome
Eastern Metropolitan	HARRIS, Helen	AUSTRALIAN GREENS	
Eastern Metropolitan	SHNOOKAL, Liezl	AUSTRALIAN GREENS	
Eastern Metropolitan	EDWARDS, Monique	AUSTRALIAN GREENS	
Eastern Metropolitan	TYMMS, Daniela	AUSTRALIAN GREENS	
Eastern Metropolitan	HICKS, Andrew	HEALTH AUSTRALIA PARTY	
Eastern Metropolitan	BRODIE, Gabrielle	HEALTH AUSTRALIA PARTY	
Eastern Victoria	FOLLONI, Leah	ANIMAL JUSTICE PARTY	
Eastern Victoria	McADAM, Jennifer	ANIMAL JUSTICE PARTY	
Eastern Victoria	SALMON, Trevor Leslie	TRANSPORT MATTERS	
Eastern Victoria	ROPERTO, Joshua	TRANSPORT MATTERS	
Eastern Victoria	BUCKLEY, Ben	LIBERAL DEMOCRATS	
Eastern Victoria	McCATHIE, Rob	LIBERAL DEMOCRATS	
Eastern Victoria	HAIN, Michelle Annette	VOLUNTARY EUTHANASIA PARTY (VICTORIA)	
Eastern Victoria	BARNES, Martin	VOLUNTARY EUTHANASIA PARTY (VICTORIA)	
Eastern Victoria	PAIN, Geoff	HEALTH AUSTRALIA PARTY	
Eastern Victoria	HOLMES, Katherine	HEALTH AUSTRALIA PARTY	
Eastern Victoria	BROWN, Mark	AUSTRALIAN LIBERTY ALLIANCE	
Eastern Victoria	JONES, Daniel	AUSTRALIAN LIBERTY ALLIANCE	
Eastern Victoria	CUMMINGS, Tom	AUSTRALIAN GREENS	
Eastern Victoria	MACKENZIE, Lachlan	AUSTRALIAN GREENS	
Eastern Victoria	ADAMS, Neale	AUSTRALIAN GREENS	
Eastern Victoria	GENTLE, David	AUSTRALIAN GREENS	
Eastern Victoria	STOKES, Donald	AUSTRALIAN GREENS	
Eastern Victoria	BOURMAN, Jeff	SHOOTERS, FISHERS & FARMERS VIC	Elected
Eastern Victoria	MUIR, Kerrie-Anne	SHOOTERS, FISHERS & FARMERS VIC	
Eastern Victoria	CROOKS, Rhonda Elizabeth	DERRYN HINCH'S JUSTICE PARTY	
Eastern Victoria	SEABROOK, Philip Richard	DERRYN HINCH'S JUSTICE PARTY	
Eastern Victoria	GARRETT, Jane Furneaux	AUSTRALIAN LABOR PARTY	Elected
Eastern Victoria	SHING, Harriet	AUSTRALIAN LABOR PARTY	Elected
Eastern Victoria	KELLY, Patrick	AUSTRALIAN LABOR PARTY	
Eastern Victoria	CLARKE, Linda Jane	AUSTRALIAN LABOR PARTY	
Eastern Victoria	VAN DEN EYNDE, Onno	AUSTRALIAN LABOR PARTY	
Eastern Victoria	WHITTAKER, Megan	HUDSON 4 NV	
Eastern Victoria	HUDSON, Kristy	HUDSON 4 NV	
Eastern Victoria	SMITH, Reade	SUSTAINABLE AUSTRALIA	
Eastern Victoria	HANNAFORD, Donna	SUSTAINABLE AUSTRALIA	
Eastern Victoria	DANIELI, Rob	AUSTRALIAN COUNTRY PARTY	
Eastern Victoria	GEITENBEEK, Tony	AUSTRALIAN COUNTRY PARTY	

Region	Candidate Name	Registered Political Party	Outcome
Eastern Victoria	CRUSE, Lainie	VICTORIAN SOCIALISTS	
Eastern Victoria	FORDEN, Russell	VICTORIAN SOCIALISTS	
Eastern Victoria	HUGHES, Vern	AUSSIE BATTLER PARTY	
Eastern Victoria	MATTSON, Paula	AUSSIE BATTLER PARTY	
Eastern Victoria	O'DONOHUE, Edward	LIBERAL	Elected
Eastern Victoria	BATH, Melina	THE NATIONALS	Elected
Eastern Victoria	EDWARDS, Meg	LIBERAL	
Eastern Victoria	CHIPPERFIELD, Karen	LIBERAL	
Eastern Victoria	HOWE, Darren	THE NATIONALS	
Eastern Victoria	O'HEA, Pdraig	LABOUR DLP	
Eastern Victoria	NORMAN, Larry	LABOUR DLP	
Eastern Victoria	CLOSE, Carmel	FIONA PATTEN'S REASON PARTY	
Eastern Victoria	BELL, Gregory	FIONA PATTEN'S REASON PARTY	
Eastern Victoria	FOZARD, Michael Stewart		
Northern Metropolitan	PURCELL, Nathan	VOTE 1 LOCAL JOBS	
Northern Metropolitan	PURCELL, Aaron	VOTE 1 LOCAL JOBS	
Northern Metropolitan	MIKAC, Walter	AUSSIE BATTLER PARTY	
Northern Metropolitan	GRAHAM, David	AUSSIE BATTLER PARTY	
Northern Metropolitan	McDONALD, Mark	SUSTAINABLE AUSTRALIA	
Northern Metropolitan	CLOW, William	SUSTAINABLE AUSTRALIA	
Northern Metropolitan	STODDART, Cameron	AUSTRALIAN COUNTRY PARTY	
Northern Metropolitan	GRECO, Domenic	AUSTRALIAN COUNTRY PARTY	
Northern Metropolitan	PATTEN, Fiona	FIONA PATTEN'S REASON PARTY	Elected
Northern Metropolitan	MELTON, Helena	FIONA PATTEN'S REASON PARTY	
Northern Metropolitan	HOPKINS, Ange	FIONA PATTEN'S REASON PARTY	
Northern Metropolitan	PAYNE, Rachel	FIONA PATTEN'S REASON PARTY	
Northern Metropolitan	MUSICO, Dominique	FIONA PATTEN'S REASON PARTY	
Northern Metropolitan	McCARTHY, Sandra M.	VOLUNTARY EUTHANASIA PARTY (VICTORIA)	
Northern Metropolitan	NOTT, Stefan	VOLUNTARY EUTHANASIA PARTY (VICTORIA)	
Northern Metropolitan	HITCHCOCK, Louise	LIBERAL DEMOCRATS	
Northern Metropolitan	WRIGHT, Richard	LIBERAL DEMOCRATS	
Northern Metropolitan	CAMPBELL, Pippa	HEALTH AUSTRALIA PARTY	
Northern Metropolitan	OLDMEADOW, Emily	HEALTH AUSTRALIA PARTY	
Northern Metropolitan	ONDARCHIE, Craig	LIBERAL	Elected
Northern Metropolitan	MULHOLLAND, Evan	LIBERAL	
Northern Metropolitan	RAI, Neelam	LIBERAL	
Northern Metropolitan	DRAKE, Kate	LIBERAL	
Northern Metropolitan	POLISTENA, Mark	LIBERAL	
Northern Metropolitan	RATNAM, Samantha	AUSTRALIAN GREENS	Elected
Northern Metropolitan	ZIGOURAS, Christina	AUSTRALIAN GREENS	
Northern Metropolitan	CROSSLAND, Edward	AUSTRALIAN GREENS	

Region	Candidate Name	Registered Political Party	Outcome
Northern Metropolitan	RAFALOWICZ, Josef	AUSTRALIAN GREENS	
Northern Metropolitan	GOME, Campbell	AUSTRALIAN GREENS	
Northern Metropolitan	VISA, Moti Ram	TRANSPORT MATTERS	
Northern Metropolitan	MIAN, Afshan	TRANSPORT MATTERS	
Northern Metropolitan	JOLLY, Stephen	VICTORIAN SOCIALISTS	
Northern Metropolitan	BOLTON, Sue	VICTORIAN SOCIALISTS	
Northern Metropolitan	BOLGER, Colleen	VICTORIAN SOCIALISTS	
Northern Metropolitan	McBRIDE, John	LABOUR DLP	
Northern Metropolitan	GWYNNE, Jackie	LABOUR DLP	
Northern Metropolitan	GOMEZ, Russell	AUSTRALIAN LIBERTY ALLIANCE	
Northern Metropolitan	REISNER, John	AUSTRALIAN LIBERTY ALLIANCE	
Northern Metropolitan	MIKAKOS, Jenny	AUSTRALIAN LABOR PARTY	Elected
Northern Metropolitan	ELASMAR, Nazih	AUSTRALIAN LABOR PARTY	Elected
Northern Metropolitan	YIGIT, Burhan	AUSTRALIAN LABOR PARTY	
Northern Metropolitan	VERMA, Ash	AUSTRALIAN LABOR PARTY	
Northern Metropolitan	DOUGLAS, Karen	AUSTRALIAN LABOR PARTY	
Northern Metropolitan	DAGIANDIS, Carmela	DERRYN HINCH'S JUSTICE PARTY	
Northern Metropolitan	MERCIECA, Prudence	DERRYN HINCH'S JUSTICE PARTY	
Northern Metropolitan	POON, Bruce	ANIMAL JUSTICE PARTY	
Northern Metropolitan	SMITH, Miranda	ANIMAL JUSTICE PARTY	
Northern Metropolitan	DELFORCE, Chris	ANIMAL JUSTICE PARTY	
Northern Metropolitan	CONSTANTINO, Ethan	SHOOTERS, FISHERS & FARMERS VIC	
Northern Metropolitan	TZELEPIS, Chris	SHOOTERS, FISHERS & FARMERS VIC	
Northern Metropolitan	WRIGHT, Madison	HUDSON 4 NV	
Northern Metropolitan	MENEGHINI, Marylynn	HUDSON 4 NV	
Northern Victoria	JONES, Miranda	VOLUNTARY EUTHANASIA PARTY (VICTORIA)	
Northern Victoria	HILL, Craig	VOLUNTARY EUTHANASIA PARTY (VICTORIA)	
Northern Victoria	MAXWELL, Tania Maree	DERRYN HINCH'S JUSTICE PARTY	Elected
Northern Victoria	AYRES, Jodi Carolyn	DERRYN HINCH'S JUSTICE PARTY	
Northern Victoria	MCDONALD, Ewan	AUSTRALIAN LIBERTY ALLIANCE	
Northern Victoria	WYLIE, James	AUSTRALIAN LIBERTY ALLIANCE	
Northern Victoria	GOLDEN, Isaac	HEALTH AUSTRALIA PARTY	
Northern Victoria	SASH, Anne	HEALTH AUSTRALIA PARTY	
Northern Victoria	WEARNE, Madeleine	SUSTAINABLE AUSTRALIA	
Northern Victoria	CHIVERS, Ian	SUSTAINABLE AUSTRALIA	
Northern Victoria	JARRETT, Glynn	ANIMAL JUSTICE PARTY	
Northern Victoria	MASIH, Robin	ANIMAL JUSTICE PARTY	
Northern Victoria	ROWAN, Nicole	AUSTRALIAN GREENS	
Northern Victoria	STEVENS-TODD, Damien	AUSTRALIAN GREENS	
Northern Victoria	MATCHETT, Elizabeth	AUSTRALIAN GREENS	

Region	Candidate Name	Registered Political Party	Outcome
Northern Victoria	RIVENDELL, Julie	AUSTRALIAN GREENS	
Northern Victoria	THOMAS, Matthew	AUSTRALIAN GREENS	
Northern Victoria	YOUNG, Daniel	SHOOTERS, FISHERS & FARMERS VIC	
Northern Victoria	PODGER, Ben	SHOOTERS, FISHERS & FARMERS VIC	
Northern Victoria	GEPP, Mark	AUSTRALIAN LABOR PARTY	Elected
Northern Victoria	SYMES, Jaclyn	AUSTRALIAN LABOR PARTY	Elected
Northern Victoria	SINGH, Sukhraj	AUSTRALIAN LABOR PARTY	
Northern Victoria	MORGIEWICZ, Jan Edward	AUSTRALIAN LABOR PARTY	
Northern Victoria	MATTHEWS, Glenn David	AUSTRALIAN LABOR PARTY	
Northern Victoria	QUILTY, Tim	LIBERAL DEMOCRATS	Elected
Northern Victoria	KING, Iain	LIBERAL DEMOCRATS	
Northern Victoria	LARKIN, Phil	AUSTRALIAN COUNTRY PARTY	
Northern Victoria	COUSTON, David	AUSTRALIAN COUNTRY PARTY	
Northern Victoria	HUDSON, Josh	HUDSON 4 NV	
Northern Victoria	O'SULLIVAN, Shane	HUDSON 4 NV	
Northern Victoria	MACDONALD, Moira	VICTORIAN SOCIALISTS	
Northern Victoria	McKENNA, Michael	VICTORIAN SOCIALISTS	
Northern Victoria	LEAHY, Martin	FIONA PATTEN'S REASON PARTY	
Northern Victoria	CHAPMAN, Callum	FIONA PATTEN'S REASON PARTY	
Northern Victoria	LOVELL, Wendy	LIBERAL	Elected
Northern Victoria	O'SULLIVAN, Luke	THE NATIONALS	
Northern Victoria	HEARN, Brad	LIBERAL	
Northern Victoria	WILLIAMSON, Emma	THE NATIONALS	
Northern Victoria	HEAD, Robyne	LIBERAL	
Northern Victoria	LACEY, Dennis	AUSSIE BATTLER PARTY	
Northern Victoria	BRUHN, Erin	AUSSIE BATTLER PARTY	
Northern Victoria	COWIE, Scott James	TRANSPORT MATTERS	
Northern Victoria	FITZ, Eleanore Leonie	TRANSPORT MATTERS	
Northern Victoria	McCORMACK, Chris	LABOUR DLP	
Northern Victoria	VEHLEN, Jarred	LABOUR DLP	
South-Eastern Metropolitan	JENNINGS, Gavin Wayne	AUSTRALIAN LABOR PARTY	Elected
South-Eastern Metropolitan	SOMYUREK, Adem	AUSTRALIAN LABOR PARTY	Elected
South-Eastern Metropolitan	KIEU, Tien Dung	AUSTRALIAN LABOR PARTY	Elected
South-Eastern Metropolitan	SAYAR, Nessie	AUSTRALIAN LABOR PARTY	
South-Eastern Metropolitan	SPENCER, Ian	AUSTRALIAN LABOR PARTY	
South-Eastern Metropolitan	KHAN, Ali	TRANSPORT MATTERS	

Region	Candidate Name	Registered Political Party	Outcome
South-Eastern Metropolitan	SHARMA, Chetan	TRANSPORT MATTERS	
South-Eastern Metropolitan	FAZAL, Roona	TRANSPORT MATTERS	
South-Eastern Metropolitan	SINGH, Inderpal	TRANSPORT MATTERS	
South-Eastern Metropolitan	KAUR, Deepakbir	TRANSPORT MATTERS	
South-Eastern Metropolitan	KING, Tamsin	HEALTH AUSTRALIA PARTY	
South-Eastern Metropolitan	MEADEN, Carly	HEALTH AUSTRALIA PARTY	
South-Eastern Metropolitan	CHAWLA, Tarang		
South-Eastern Metropolitan	LEE, Nicole		
South-Eastern Metropolitan	RICH-PHILLIPS, Gordon	LIBERAL	Elected
South-Eastern Metropolitan	PEULICH, Inga	LIBERAL	
South-Eastern Metropolitan	HUA, George	LIBERAL	
South-Eastern Metropolitan	KAUR, Kuldeep	LIBERAL	
South-Eastern Metropolitan	HICKS, Robert	LIBERAL	
South-Eastern Metropolitan	LIMBRICK, David	LIBERAL DEMOCRATS	Elected
South-Eastern Metropolitan	FORD, Matt	LIBERAL DEMOCRATS	
South-Eastern Metropolitan	HALL, Cassandra J.	VOLUNTARY EUTHANASIA PARTY (VICTORIA)	
South-Eastern Metropolitan	HILL, Mardi	VOLUNTARY EUTHANASIA PARTY (VICTORIA)	
South-Eastern Metropolitan	CHIPP, Laura	FIONA PATTEN'S REASON PARTY	
South-Eastern Metropolitan	KAGAN, Brett J.	FIONA PATTEN'S REASON PARTY	
South-Eastern Metropolitan	SPRINGLE, Nina	AUSTRALIAN GREENS	
South-Eastern Metropolitan	KIRWAN, Matthew	AUSTRALIAN GREENS	
South-Eastern Metropolitan	MITCHELL, Jacqueline	AUSTRALIAN GREENS	
South-Eastern Metropolitan	VOS, Jake	AUSTRALIAN GREENS	

Region	Candidate Name	Registered Political Party	Outcome
South-Eastern Metropolitan	MINIFIE, Tasma	AUSTRALIAN GREENS	
South-Eastern Metropolitan	SINCLAIR, Janette	HUDSON 4 NV	
South-Eastern Metropolitan	MADILL, Holly	HUDSON 4 NV	
South-Eastern Metropolitan	HEPNER, Andrew	AUSTRALIAN COUNTRY PARTY	
South-Eastern Metropolitan	DANIELI, Marilyn	AUSTRALIAN COUNTRY PARTY	
South-Eastern Metropolitan	MYLVAGANAM, Aran	VICTORIAN SOCIALISTS	
South-Eastern Metropolitan	REID, Ben	VICTORIAN SOCIALISTS	
South-Eastern Metropolitan	BANHIDY, Chris	SHOOTERS, FISHERS & FARMERS VIC	
South-Eastern Metropolitan	LEONE, Vincent	SHOOTERS, FISHERS & FARMERS VIC	
South-Eastern Metropolitan	ARMSTRONG, David	AUSSIE BATTLER PARTY	
South-Eastern Metropolitan	CHAMBERLAIN, Michael	AUSSIE BATTLER PARTY	
South-Eastern Metropolitan	STEVENS, Peter	LABOUR DLP	
South-Eastern Metropolitan	PALMA, Michael Joseph	LABOUR DLP	
South-Eastern Metropolitan	JOHNSTON, Elizabeth	ANIMAL JUSTICE PARTY	
South-Eastern Metropolitan	CRAIG, Derrin	ANIMAL JUSTICE PARTY	
South-Eastern Metropolitan	MADDISON, David Sydney	AUSTRALIAN LIBERTY ALLIANCE	
South-Eastern Metropolitan	SCHUMANN, Ralf	AUSTRALIAN LIBERTY ALLIANCE	
South-Eastern Metropolitan	DAVY, Peter	DERRYN HINCH'S JUSTICE PARTY	
South-Eastern Metropolitan	GUY, Kerri	DERRYN HINCH'S JUSTICE PARTY	
South-Eastern Metropolitan	CRESSWELL, Anthony	SUSTAINABLE AUSTRALIA	
South-Eastern Metropolitan	BUDGEON, Daryl	SUSTAINABLE AUSTRALIA	
South-Eastern Metropolitan	HINE, Stewart		
South-Eastern Metropolitan	MACK, Peter		

Region	Candidate Name	Registered Political Party	Outcome
South-Eastern Metropolitan	SINGH, Bobby		
Southern Metropolitan	DAVIS, David	LIBERAL	Elected
Southern Metropolitan	CROZIER, Georgie	LIBERAL	Elected
Southern Metropolitan	FITZHERBERT, Margaret	LIBERAL	
Southern Metropolitan	MacRIDES, Gavan	LIBERAL	
Southern Metropolitan	YANG, Miaosheng	LIBERAL	
Southern Metropolitan	LEWIS, Catheryn	VICTORIAN SOCIALISTS	
Southern Metropolitan	MITCHELL, Ivan	VICTORIAN SOCIALISTS	
Southern Metropolitan	YEMINI, Avi	AUSTRALIAN LIBERTY ALLIANCE	
Southern Metropolitan	JONES, Kaylah	AUSTRALIAN LIBERTY ALLIANCE	
Southern Metropolitan	MOORE, Ben	HEALTH AUSTRALIA PARTY	
Southern Metropolitan	CERECER, Cindy	HEALTH AUSTRALIA PARTY	
Southern Metropolitan	HILLARD, Mark	AUSSIE BATTLER PARTY	
Southern Metropolitan	WAIN, Stacey	AUSSIE BATTLER PARTY	
Southern Metropolitan	PENNICUIK, Sue	AUSTRALIAN GREENS	
Southern Metropolitan	JAMES, Earl	AUSTRALIAN GREENS	
Southern Metropolitan	READ, Rose	AUSTRALIAN GREENS	
Southern Metropolitan	FORSTER, Duncan	AUSTRALIAN GREENS	
Southern Metropolitan	BENNETT, James	AUSTRALIAN GREENS	
Southern Metropolitan	MORRIS, Jane E.	VOLUNTARY EUTHANASIA PARTY (VICTORIA)	
Southern Metropolitan	RYAN, Imelda T.	VOLUNTARY EUTHANASIA PARTY (VICTORIA)	
Southern Metropolitan	BOURMAN, Nicole	SHOOTERS, FISHERS & FARMERS VIC	
Southern Metropolitan	LINDFORS-BESWICK, Ryan	SHOOTERS, FISHERS & FARMERS VIC	
Southern Metropolitan	PERRIAM, Matthew	HUDSON 4 NV	
Southern Metropolitan	PERRIAM, Grace	HUDSON 4 NV	
Southern Metropolitan	DALIDAKIS, Philip	AUSTRALIAN LABOR PARTY	Elected
Southern Metropolitan	TAYLOR, Nina	AUSTRALIAN LABOR PARTY	Elected
Southern Metropolitan	ARMSTRONG, Judith	AUSTRALIAN LABOR PARTY	
Southern Metropolitan	KENDALL, Graeme	AUSTRALIAN LABOR PARTY	
Southern Metropolitan	BELLOTE, Danny	AUSTRALIAN LABOR PARTY	
Southern Metropolitan	VAN DER HORST, Joel	LABOUR DLP	
Southern Metropolitan	De SUMMA, Lucia	LABOUR DLP	
Southern Metropolitan	HAYES, Clifford	SUSTAINABLE AUSTRALIA	Elected
Southern Metropolitan	HOUGHTON, Cathryn	SUSTAINABLE AUSTRALIA	
Southern Metropolitan	MELLON-ROBERTSON, Jill	FIONA PATTEN'S REASON PARTY	
Southern Metropolitan	MUNDAY, Edmund	FIONA PATTEN'S REASON PARTY	
Southern Metropolitan	NICHOLLS, Nikki	DERRYN HINCH'S JUSTICE PARTY	
Southern Metropolitan	DOIDGE, Julie	DERRYN HINCH'S JUSTICE PARTY	
Southern Metropolitan	SCHULTZ, Ben	ANIMAL JUSTICE PARTY	

Region	Candidate Name	Registered Political Party	Outcome
Southern Metropolitan	McROSTIE, Fiona	ANIMAL JUSTICE PARTY	
Southern Metropolitan	KENNEDY, Robert	LIBERAL DEMOCRATS	
Southern Metropolitan	O'SULLIVAN, Kirsty	LIBERAL DEMOCRATS	
Southern Metropolitan	GUEST, Kim	TRANSPORT MATTERS	
Southern Metropolitan	MUHAMMAD, Saeed	TRANSPORT MATTERS	
Southern Metropolitan	CLOW, Nicola	AUSTRALIAN COUNTRY PARTY	
Southern Metropolitan	ARMSTRONG, Michele Mary	AUSTRALIAN COUNTRY PARTY	
Western Metropolitan	CUMMING, Catherine Rebecca	DERRYN HINCH'S JUSTICE PARTY	Elected
Western Metropolitan	CUMMING, Daniel Henry	DERRYN HINCH'S JUSTICE PARTY	
Western Metropolitan	BEECH, Terri	ANIMAL JUSTICE PARTY	
Western Metropolitan	LEUNG, Karina	ANIMAL JUSTICE PARTY	
Western Metropolitan	WEBB, Hayley	HUDSON 4 NV	
Western Metropolitan	ECKEL, Casey	HUDSON 4 NV	
Western Metropolitan	COHEN, Francine	AUSTRALIAN LIBERTY ALLIANCE	
Western Metropolitan	FRANKLIN, Terri	AUSTRALIAN LIBERTY ALLIANCE	
Western Metropolitan	JORQUERA, Jorge	VICTORIAN SOCIALISTS	
Western Metropolitan	CHARLES, Andrew	VICTORIAN SOCIALISTS	
Western Metropolitan	O'NEILL, Stuart	AUSSIE BATTLER PARTY	
Western Metropolitan	KEARNS, Ian James	AUSSIE BATTLER PARTY	
Western Metropolitan	FINN, Bernie	LIBERAL	Elected
Western Metropolitan	GOURISETTY, Dinesh	LIBERAL	
Western Metropolitan	DEEMING, Moira	LIBERAL	
Western Metropolitan	WOOD, David	LIBERAL	
Western Metropolitan	Di NOIA, Nathan	LIBERAL	
Western Metropolitan	CARUSO, Benito	AUSTRALIAN COUNTRY PARTY	
Western Metropolitan	LEEN, Tony	AUSTRALIAN COUNTRY PARTY	
Western Metropolitan	KARLOVSKY, Adam	LIBERAL DEMOCRATS	
Western Metropolitan	THOMPSON, Mark	LIBERAL DEMOCRATS	
Western Metropolitan	REEVES, Christopher	LIBERAL DEMOCRATS	
Western Metropolitan	BOTHA, Chris	FIONA PATTEN'S REASON PARTY	
Western Metropolitan	TWIDALE, Jamie	FIONA PATTEN'S REASON PARTY	
Western Metropolitan	DOENSEN, Allan	SUSTAINABLE AUSTRALIA	
Western Metropolitan	BELCHER, Richard	SUSTAINABLE AUSTRALIA	
Western Metropolitan	RIGG, Wayne	SHOOTERS, FISHERS & FARMERS VIC	
Western Metropolitan	ASHBY, Geoff	SHOOTERS, FISHERS & FARMERS VIC	
Western Metropolitan	JENKINSON, Briony	HEALTH AUSTRALIA PARTY	
Western Metropolitan	GLENN, Deanne	HEALTH AUSTRALIA PARTY	
Western Metropolitan	BECKWITH, Joan B.	VOLUNTARY EUTHANASIA PARTY (VICTORIA)	
Western Metropolitan	SIMS, Nia R.	VOLUNTARY EUTHANASIA PARTY (VICTORIA)	

Region	Candidate Name	Registered Political Party	Outcome
Western Metropolitan	LOWINGER, Daniel	TRANSPORT MATTERS	
Western Metropolitan	ABDELNOUR, Ramy	TRANSPORT MATTERS	
Western Metropolitan	VILLAGONZALO, Walter	LABOUR DLP	
Western Metropolitan	ROYAL, Mark Thomas	LABOUR DLP	
Western Metropolitan	TRUONG, Huong	AUSTRALIAN GREENS	
Western Metropolitan	CASH, Emely	AUSTRALIAN GREENS	
Western Metropolitan	THOMAS, Bernadette	AUSTRALIAN GREENS	
Western Metropolitan	PEREYRA, Elena	AUSTRALIAN GREENS	
Western Metropolitan	CHESSELLS- BEEBY, Annie	AUSTRALIAN GREENS	
Western Metropolitan	MELHEM, Cesar	AUSTRALIAN LABOR PARTY	Elected
Western Metropolitan	STITT, Ingrid	AUSTRALIAN LABOR PARTY	Elected
Western Metropolitan	VAGHELA, Kaushaliya Virjibhai	AUSTRALIAN LABOR PARTY	Elected
Western Metropolitan	PSAILA, Kirsten	AUSTRALIAN LABOR PARTY	
Western Metropolitan	PERSSE, Louise	AUSTRALIAN LABOR PARTY	
Western Metropolitan	MAJDLIK, Kathy		
Western Metropolitan	GRIMA, Diana		
Western Victoria	NUGENT, Katrina	VOLUNTARY EUTHANASIA PARTY (VICTORIA)	
Western Victoria	BERENYI, John	VOLUNTARY EUTHANASIA PARTY (VICTORIA)	
Western Victoria	McARTHUR, Beverley	LIBERAL	Elected
Western Victoria	MORRIS, Joshua	LIBERAL	
Western Victoria	ARMSTRONG, Jo	THE NATIONALS	
Western Victoria	LOWE, Jennifer	LIBERAL	
Western Victoria	BLACK, Andrew	THE NATIONALS	
Western Victoria	BELL, Michael	FIONA PATTEN'S REASON PARTY	
Western Victoria	HASTIE, Liam James	FIONA PATTEN'S REASON PARTY	
Western Victoria	COLLINS, Geoff	SHOOTERS, FISHERS & FARMERS VIC	
Western Victoria	STANDEN, Graeme	SHOOTERS, FISHERS & FARMERS VIC	
Western Victoria	CROKER, Nicholas Ian	TRANSPORT MATTERS	
Western Victoria	RACO, Francesco Antonio	TRANSPORT MATTERS	
Western Victoria	GRIMLEY, Stuart James	DERRYN HINCH'S JUSTICE PARTY	Elected
Western Victoria	TEDESCO, Michelle	DERRYN HINCH'S JUSTICE PARTY	
Western Victoria	MEDDICK, Andy	ANIMAL JUSTICE PARTY	Elected
Western Victoria	GAMBLE, Jen	ANIMAL JUSTICE PARTY	
Western Victoria	CHRISTIE, Lachlan	LIBERAL DEMOCRATS	
Western Victoria	ROBSON, Paul	LIBERAL DEMOCRATS	
Western Victoria	GOODEN, Tim	VICTORIAN SOCIALISTS	
Western Victoria	ISKRA, Nada	VICTORIAN SOCIALISTS	
Western Victoria	DAVIES, Lloyd	AUSTRALIAN GREENS	
Western Victoria	CAMERON, Judy	AUSTRALIAN GREENS	

Region	Candidate Name	Registered Political Party	Outcome
Western Victoria	MEWETT, Peter	AUSTRALIAN GREENS	
Western Victoria	JEFFERSON, David	AUSTRALIAN GREENS	
Western Victoria	BALDACCHINO, Judith	AUSTRALIAN GREENS	
Western Victoria	LJAVROSKA, Sonja	HEALTH AUSTRALIA PARTY	
Western Victoria	THOREN, Kayleen	HEALTH AUSTRALIA PARTY	
Western Victoria	PULFORD, Jaala	AUSTRALIAN LABOR PARTY	Elected
Western Victoria	TIERNEY, Gayle	AUSTRALIAN LABOR PARTY	Elected
Western Victoria	WIGHT, Dylan James	AUSTRALIAN LABOR PARTY	
Western Victoria	O'DAL, Lorraine	AUSTRALIAN LABOR PARTY	
Western Victoria	GARTLAND, Bernard	AUSTRALIAN LABOR PARTY	
Western Victoria	PRELORENZO, Anthony	AUSSIE BATTLER PARTY	
Western Victoria	MITCHELL, Mark	AUSSIE BATTLER PARTY	
Western Victoria	BEAUMONT, Frances	LABOUR DLP	
Western Victoria	SCHULTINK, Christian	LABOUR DLP	
Western Victoria	NICHOLLS, Kenneth	AUSTRALIAN LIBERTY ALLIANCE	
Western Victoria	MACDONALD, Daniel	AUSTRALIAN LIBERTY ALLIANCE	
Western Victoria	PASCOE, Robert	SUSTAINABLE AUSTRALIA	
Western Victoria	LYNCH, Christopher	SUSTAINABLE AUSTRALIA	
Western Victoria	HUDSON, Sally	HUDSON 4 NV	
Western Victoria	WRIGHT, Mark	HUDSON 4 NV	
Western Victoria	DI BIASE, Costa	AUSTRALIAN COUNTRY PARTY	
Western Victoria	BUCHHOLZ, John	AUSTRALIAN COUNTRY PARTY	
Western Victoria	PONGRACIC, Karl Jozef		

Appendix 20: District margins

District	Successful Candidate	Party	Margin (percentage points)	Opposing party/ Candidate
Albert Park	Foley, Martin	ALP	13.13	Liberal
Altona	Hennessy, Jill	ALP	14.57	Liberal
Bass	Crugnale, Jordan	ALP	2.39	Liberal
Bayswater	Taylor, Jackson	ALP	0.39	Liberal
Bellarine	Neville, Lisa	ALP	11.45	Liberal
Benambra	Tilley, Bill	Liberal	2.45	Independent Hawkins
Bendigo East	Allan, Jacinta	ALP	12.11	Liberal
Bendigo West	Edwards., Maree	ALP	18.55	Liberal
Bentleigh	Staikos, Nick	ALP	11.92	Liberal
Box Hill	Hamer, Paul	ALP	2.1	Liberal
Brighton	Newbury, James	Liberal	1.12	ALP
Broadmeadows	McGuire, Frank	ALP	30.28	Liberal
Brunswick	Read, Tim	Greens	0.57	ALP
Bulleen	Guy, Matthew	Liberal	5.77	ALP
Bundoora	Brooks, Colin	ALP	17.42	Liberal
Buninyong	Settle, Michaela	ALP	12.24	Liberal
Burwood	Fowles, Will	ALP	3.31	Liberal
Carrum	Kilkenny, Sonya	ALP	11.95	Liberal
Caulfield	Southwick, David	Liberal	0.27	ALP
Clarinda	Tak, Meng Heang	ALP	17.42	Liberal
Cranbourne	Richards, Pauline	ALP	10.98	Liberal
Croydon	Hodgett, David	Liberal	2.11	ALP
Dandenong	Williams, Gabrielle	ALP	23.93	Liberal
Eildon	McLeish, Cindy	Liberal	2.44	ALP
Eltham	Ward, Vicki	ALP	9.07	Liberal
Essendon	Pearson, Danny	ALP	15.86	Liberal
Euroa	Ryan, Steph	National	15.44	ALP
Evelyn	Vallence, Bridget	Liberal	2.65	ALP
Ferntree Gully	Wakeling, Nick	Liberal	1.64	ALP
Footscray	Hall, Katie	ALP	28.11	Liberal
Forest Hill	Angus, Neil	Liberal	1.15	ALP
Frankston	Edbrooke, Paul	ALP	9.74	Liberal
Geelong	Couzens, Christine	ALP	6.23	Independent Lyons
Gembrook	Battin, Brad	Liberal	0.79	ALP
Gippsland East	Bull, Tim	National	17.59	ALP
Gippsland South	O'Brien, Danny	National	15.33	ALP
Hastings	Burgess, Neale	Liberal	1.06	ALP
Hawthorn	Kennedy, John Ormond	ALP	0.42	Liberal
Ivanhoe	Carbine, Anthony	ALP	12.37	Liberal
Kew	Smith, Tim	Liberal	4.78	ALP

District	Successful Candidate	Party	Margin (percentage points)	Opposing party/ Candidate
Keysborough	Pakula, Martin	ALP	14.85	Liberal
Kororoit	Kairouz, Marlene	ALP	25.65	Liberal
Lara	Eren, John	ALP	19.14	Liberal
Lowan	Kealy, Emma	National	23.48	ALP
Macedon	Thomas, Mary-Anne	ALP	13.18	Liberal
Malvern	O'Brien, Michael	Liberal	6.1	ALP
Melbourne	Sandell, Ellen	Greens	1.33	ALP
Melton	McGhie, Stephen John	ALP	4.29	Liberal
Mildura	Cupper, Ali	Independent	0.34	National
Mill Park	D'Ambrosio, Lily	ALP	24.89	Liberal
Monbulk	Merlino, James	ALP	8.61	Liberal
Mordialloc	Richardson, Tim	ALP	12.9	Liberal
Mornington	Morris, David	Liberal	4.99	ALP
Morwell	Northe, Russell	Independent	1.84	ALP
Mount Waverley	Fregon, Matt	ALP	1.85	Liberal
Mulgrave	Andrews, Daniel	ALP	12.71	Liberal
Murray Plains	Walsh, Peter	National	23.95	ALP
Narracan	Blackwood, Gary	Liberal	7.26	ALP
Narre Warren North	Donnellan, Luke	ALP	9.76	Liberal
Narre Warren South	Maas, Gary	ALP	6.9	Liberal
Nepean	Brayne, Chris	ALP	0.91	Liberal
Niddrie	Carroll, Ben	ALP	12.59	Liberal
Northcote	Theophanous, Kat	ALP	1.71	Greens
Oakleigh	Dimopoulos, Steve	ALP	15.78	Liberal
Ovens Valley	McCurdy, Tim	National	12.62	ALP
Pascoe Vale	Blandthorn, Lizzie	ALP	8.58	Independent Yildiz
Polwarth	Riordan, Richard	Liberal	5.4	ALP
Prahran	Hibbins, Sam	Greens	7.45	Liberal
Preston	Scott, Robin	ALP	20.7	Greens
Richmond	Wynne, Richard	ALP	5.46	Greens
Ringwood	Halse, Dustin	ALP	2.82	Liberal
Ripon	Staley, Louise	Liberal	0.02	ALP
Rowville	Wells, Kim	Liberal	5.69	ALP
Sandringham	Rowswell, Brad	Liberal	0.65	ALP
Shepparton	Sheed, Suzanna	Independent	5.3	Liberal
South Barwon	Cheeseman, Darren	ALP	4.6	Liberal
South-West Coast	Britnell, Roma	Liberal	2.31	ALP
St Albans	Suleyman, Natalie	ALP	21.54	Liberal
Sunbury	Bull, Josh	ALP	14.33	Liberal
Sydenham	Hutchins, HNatalie	ALP	17.86	Liberal
Tarneit	Connolly, Sarah	ALP	18.02	Liberal
Thomastown	Halfpenny, Bronwyn	ALP	27.19	Liberal

District	Successful Candidate	Party	Margin (percentage points)	Opposing party/ Candidate
Warrandyte	Smith, Ryan	Liberal	3.88	ALP
Wendouree	Addison, Juliana	ALP	10.26	Liberal
Werribee	Pallas, Tim	ALP	17.56	Independent Garra
Williamstown	Horne, Melissa	ALP	22.07	Liberal
Yan Yean	Green, Danielle	ALP	17.03	Liberal
Yuroke	Spence, Ros	ALP	20.26	Liberal

Appendix 21: VEC achievements against major performance objectives

Election Preparation			
Objective: Sufficient, fully resourced and accessible voting centres will be available during the voting period.			
Indicator	Measure	Target	Outcome
Number of voting centre venues booked and assessed by 1 August 2018	Proportion of total	85%	100%
Number of voting centres fully resourced no less than 48 hours before operating date	Proportion of total	100%	100%
Number of Independent Wheelchair Accessible (IWA) venues*	Proportion of total	25%**	21%
Number of Assisted Wheelchair Accessible (AWA) venues	Proportion of total	N/A	42%
Number of election day officials completing online training	Proportion of total	90%	98.50%
Number of early voting centres open and ready to operate from Monday 12 November 2018	Proportion of total	100%	100%
Number of electoral district rolls produced and available for distribution within eight days of roll close (by 14 November 2018)	Proportion of total	100%	100%

* Proportion of all venues (election offices, voting centres, early voting centres) rated (IWA)

** VEC aims to achieve this target, however the VEC does not own the venues used during election.

Election Conduct

Objective: The election will be conducted to a high standard within legislated and organisational timeframes.

Indicator	Measure	Target	Outcome
Turnaround time for postal vote application processing from close of nominations	Proportion processed on day of receipt	100%	100%#
Percentage of Legislative Assembly first preference vote counts received from voting centres within two hours of close of voting (i.e. by 8.00 pm)	Ordinary votes counted and entered into election management system by 8.00 pm	75%	64.33%^
Percentage of own district early votes counted on election night	Own district early votes counted and entered into election management system on election night	90%	99.33%
Percentage of total Legislative Assembly votes which were counted to first preferences on election weekend	Proportion of total votes for the election, counted on election weekend	75%	79.08%
Percentage of Legislative Assembly postal votes returned to central processing centre at the close of voting that were counted on election weekend	Proportion of postal votes received that are counted on election weekend	90%	86.44%*
Number of preliminary two candidate preferred selections that were correct based on the official election results	Percentage of the district selections that were correct	95%	94.31%
Number of complaints or election enquiries responded to or acknowledged within five working days	Proportion of total	90%	100% acknowledged within 5 days 77.93% resolved within 5 days
Overall level of voter satisfaction (aggregate across voter types – includes CALD, early, postal, overseas and ordinary/absent voters)	Proportion of total surveyed	93%	84%
Return of writs by date specified	Date returned	On or before 15 December 2018	14 December 2018
Number of legal challenges to VEC conduct upheld	Number	0	0

Once backlog of applications received prior to roll being available had been processed.

^ The VEC missed this target by less than 60 minutes – by 9.00 pm the percentage of ordinary votes counted and entered into EMS was 87.96%.

* The decision was made to exclude envelopes returned on the Friday before Election Day given that verification activities on these envelopes could not be completed before the Saturday extraction. However, 100% of the postal votes that were extracted on Election Day were counted that night.

Election Outcomes

Objective: Eligible electors will be enrolled and cast a formal vote, or provide a valid and sufficient reason for failing to vote.

Indicator	Measure	Target	Outcome
The number of eligible electors enrolled at close of roll	Proportion of eligible electors enrolled	≥1% National average	96.60% (>0.4% compared to the national average) (4,139,326 enrolled)
Percentage of Legislative Assembly votes counted as a proportion of total electors at the close of roll	Votes counted as a proportion of the total electors enrolled at close of roll	93%	90.16%
Informality Rate - Legislative Assembly (LH)	Proportion of votes counted	≤5.22% *	5.83%
Informality Rate - Legislative Council (UH)	Proportion of votes counted	3.30% *	3.96%

*The VEC aims for these targets but notes many external factors contribute to this total.

Removing barriers to participation

Objective: Increase the participation and inclusion of those traditionally underrepresented in the electoral process.

Indicator	Measure	Target	Outcome
People with a lived experience or connection to homelessness, disability, CALD and/or Aboriginal and Torres Strait and young people recruited, trained and work as Democracy Ambassadors leading up to the election	Number of people recruited as Democracy Ambassadors	40	57
People reached through the Be Heard! Democracy Ambassador program	Number of people reached through the program	7,500	8,246
People experiencing homelessness complete a 'no-fixed-address' enrolment form	Increase in the number of people enrolled as 'no fixed address'	Increase on roll of people enrolled as no-fixed-address	361 new no-fixed address enrolments received May-November 2018
Supported mobile voting offered to homelessness services and prisons within Victoria	Number of supported mobile voting sessions held at homelessness services and prisons	20	32 including 5 prisons
Participants know how to correctly fill out a ballot paper	Percentage of participants who fill out a ballot paper correctly	70%	94%
Participants know they can get assistance to vote	Percentage of people who know they can get assistance to vote	50%	79%
Participants know how to find out who to vote for	Percentage of people who know how to find out who to vote for	80%	78%

Appendix 22: Response to recommendations from the Electoral Matters Committee

EMC Recommendation	VEC Response
--------------------	--------------

Recommendation 1:

The committee recommends the VEC continue its informal ballot surveys at future Victorian state elections, using the information to develop targeted community education programs regarding formal voting and Victoria’s electoral system, focusing in particular on Districts with high levels of informal voting. The VEC should document these programs in its annual report.

The results and analysis of the informal ballot paper survey for the 2018 State election are included in Section 15 of this report.

The VEC used the results of its 2014 survey into informality to prioritise areas for community outreach in the lead up to the 2018 State election. See Appendix 11 for areas targeted.

Recommendation 2:

The committee recommends that s63 of the *Electoral Act 2002* be amended to specify that the maximum allowable period for early voting at a Victorian by-election be two weeks.

s99 of the *Electoral Act 2002* was amended to define the early voting period for by-elections to be the two week period between the close of nominations and election day

Recommendation 3:

The committee recommends the *Electoral Act 2002* be amended so that all early votes cast in an elector’s ‘home’ district are counted on election night. The VEC should also amend its annual reporting processes to include a performance target that all early votes cast in an elector’s ‘home’ district are counted on election night. To facilitate this, the *Electoral Act 2002* should be amended so that early votes are treated as ordinary votes for the purposes of vote counting at Victorian state elections

There was no change to the *Electoral Act 2002* to require that all early votes cast in an elector’s ‘home’ district are counted on election night. However, the VEC re-structured its procedures to prioritise counting of ‘home’ district early votes on election night, setting a performance target of 90% counted. The VEC exceeded this target with 99.33% counted. Section 9 contains more details.

EMC Recommendation	VEC Response
<p>Recommendation 4:</p> <p>The committee recommends that s99 of the <i>Electoral Act 2002</i> be amended so that early voting commences on the Monday after the final nomination day.</p>	<p>The <i>Electoral Legislation Amendment Act 2018</i> amended section 99 of the <i>Electoral Act 2002</i> to define that early voting is to start at 9.00 am on the Monday after nomination day. The amendment applied from 1 August 2018. Previously, early voting commenced at 4.00 pm on the final nomination day.</p>
<p>Recommendation 5:</p> <p>The committee recommends the VEC appoint queue controllers at all Victorian voting centres experiencing high demand.</p>	<p>The VEC adjusted its staffing model for the 2018 State election to ensure sufficient queue controllers were appointed at each voting centre.</p>
<p>Recommendation 6:</p> <p>The committee recommends the VEC establish a performance target for queueing at all Victorian voting centres which reduces queuing times encountered at the 2014 Victorian state election. This target should be incorporated into the VEC's election planning and be used to benchmark the efficiency of voting centres as part of the VEC's annual reporting.</p>	<p>The VEC reviewed its voting centre staffing model prior to the election and increased staffing numbers to specifically include one or more staff members responsible for queue management. Whilst early voting numbers increased, resulting in reduced voter numbers on election day, the staff allocated to each voting centre was maintained.</p>
<p>Recommendation 7:</p> <p>The committee recommends the <i>Electoral Act 2002</i> be amended so that an application for a postal vote can be applied for by electronic means, contingent on the VEC providing registered Victorian political parties with a data file containing the details of electors who have applied for a postal vote.</p>	<p>Changes to the <i>Electoral Act 2002</i> that came into effect on 1 August 2018 introduced the ability to apply for a postal vote online. The VEC promoted the online postal vote application as the preferred method for electors wishing to apply to vote by post, while continuing to allow electors to download a paper form from the website and making a limited number of printed applications available at election offices and Australia Post outlets.</p>

EMC Recommendation	VEC Response
<p>Recommendation 8:</p> <p>The committee recommends the <i>Electoral Act 2002</i> be amended so that an authorised witness, witnessing a written postal vote application, is not required to add their title or capacity in respect of which the authorised witness acts.</p>	<p>The <i>Electoral Legislation Amendment Act 2018</i> amended sections 102 and 106 of the <i>Electoral Act 2002</i> removing the requirement for a witness to a postal vote application or declaration to add their title or capacity in which they were authorised to witness the application or declaration. The witness is now only required to provide their name, signature and date of signature.</p>
<p>Recommendation 9:</p> <p>The committee recommends the <i>Electoral Act 2002</i> be amended to allow election officials to inspect the witness date for returned postal vote declarations postmarked the Sunday or Monday immediately after Election Day, to determine if the vote is to be accepted.</p>	<p>The <i>Electoral Legislation Amendment Act 2018</i> amended section 106 of the <i>Electoral Act 2002</i> to allow election officials to inspect the witness date on a postal vote declaration for the purposes of determining if the declaration was posted before 6.00 pm on Election Day.</p>
<p>Recommendation 10:</p> <p>The committee recommends the <i>Electoral Act 2002</i> and the Electoral Regulations 2012 be amended so that prospective registered political parties meet the statutory requirements for membership 60 days before a Victorian state election.</p>	<p>The <i>Electoral Legislation Amendment Act 2018</i> amended sections 45 and 48 of the <i>Electoral Act 2002</i> to require that an application for registration of a political party cannot be made during the period commencing 115 days before election day for the 2018 State election and during a period commencing 120 days from election day for all further general elections resulting from the expiration of the Legislative Assembly. The time period for parties to respond to a request from the Commission to vary their application was reduced from 45 days to 30 days.</p> <p>These amendments provided tighter timeframes for political party registration around election events.</p>
<p>Recommendation 11:</p> <p>The committee recommends the VEC conduct ongoing, targeted engagement strategies and programs focusing on Victorian communities that experience barriers to electoral participation. The VEC should ensure that these programs are funded appropriately and reported on as part of the VEC's annual reporting.</p>	<p>The VEC conducted a range of targeted engagement strategies for the 2018 State election. These community engagement programs are outlined in Section 6: Education and inclusion services program.</p>

EMC Recommendation	VEC Response
<p>Recommendation 12:</p> <p>The committee recommends the VEC continue to secure as many accessible Election Day voting centres and early voting centres as possible for Victorian state elections.</p>	<p>The VEC increased the number of fully accessible venues from 17% in 2014 to 21% in 2018. Additionally, 41% had the wheelchair access with assistance AWA rating. Finding accessible venues that are also available for elections continues to be a challenge for the VEC. The VEC will continue to consult broadly and investigate all venue options within each electorate to secure as many accessible election day and early voting centres as possible.</p>
<p>Recommendation 13:</p> <p>The committee recommends the VEC amend its guidelines relating to selection of accessible voting centres to include consideration of proximity to public transport and population areas.</p>	<p>Proximity to public transport is one of a number of criteria that election officials were asked to consider when recommending and assessing temporary election office venues, early voting centres and Election Day voting centres for the 2018 State election. This criterion is more readily met in the Melbourne metropolitan area and at larger regional hubs. However, assessment criteria also include a number of other factors relating to venue size, facilities and accessibility. Finding venues that meet all criteria is not always possible.</p> <p>The VEC will continue to include these considerations in instructions to election officials.</p>
<p>Recommendation 14:</p> <p>The committee recommends the VEC amend its Election Manager training procedures so that electoral officials provide prioritised access to voting centres for elderly electors, electors with disabilities and anyone who in the opinion of the electoral official requires assistance.</p>	<p>VEC election officials were instructed to be alert for electors such as the elderly and those with limited mobility, and to offer easier access through early and Election Day voting centres and further assistance where required. Instructions on queue management were included in all relevant handbooks and manuals for election officials.</p>
<p>Recommendation 15:</p> <p>The committee recommends the VEC provide electoral information from political parties on its website, consistent with guidelines already used by the VEC for providing information in accessible formats.</p>	<p>During party and candidate briefings the VEC encouraged Registered Political Parties and independent candidates to provide their relevant electoral information in accessible formats.</p>

EMC Recommendation	VEC Response
<p>Recommendation 16:</p> <p>The committee recommends the VEC work with the ECCV and its CALD Advisory Group to cross-promote the Australian Government’s Democracy Week initiative and the VEC’s Passport to Democracy program.</p>	<p>The VEC’s Passport to Democracy program visited 44 primary and secondary schools to conduct workshops and mock elections for a total of 3,137 students from July 2018 until the November State election.</p> <p>There is no longer an Australian Government Democracy Week held. The VEC promoted International Day of Democracy on 15 September 2018 via social media, just prior to the 2018 State election.</p>
<p>Recommendation 17:</p> <p>The committee recommends the VEC establish Democracy Live at future Victorian state elections, as a space for Victorians to congregate to view election results and celebrate Victoria’s democracy.</p>	<p>The VEC made early contact with Federation Square to secure space for a Democracy Live program on election night for the 2018 State election. Federation Square inadvertently double booked the venue for the same date and the VEC’s plans had to be disbanded. In place of this event, the VEC established three hot-spots around the Melbourne CBD to promote awareness of the election.</p>
<p>Recommendation 18:</p> <p>The committee recommends the <i>Electoral Act 2002</i> be amended so that how-to-vote cards at joint voting centres need only carry a single authorisation message consistent with requirements in the <i>Commonwealth Electoral Act 1918</i>.</p>	<p>The <i>Electoral Legislation Amendment Act 2018</i> amended sections 78-80 of the <i>Electoral Act 2002</i> in accordance with this recommendation.</p>

Recommendation 19:

Not relevant to the VEC.

EMC Recommendation	VEC Response
<p>Recommendation 20:</p> <p>The committee recommends the VEC enhance training for employees joining the Senior Election Official pool, emphasising an Election Manager’s responsibility under s174 of the <i>Electoral Act 2002</i> to maintain order and peace at voting centres. This training should also acknowledge the remedies and actions available to Election Managers when incidences of intimidation, bullying and threats occur at voting centres.</p>	<p>VEC Election Managers were trained for the 2018 State election in regard to their responsibilities under Section 174 of the <i>Electoral Act 2002</i>.</p> <p>They were provided with guidance in seeking cooperation with campaign workers outside election venues and escalation procedures, including escalation to party officials and police where requests for cooperation were not successful.</p> <p>The VEC also distributed a protocol to candidates and registered political parties outlining expected standards of behaviour outside voting centres and the escalation process that Voting Centre Managers will take with instances of unacceptable behaviour.</p>
<p>Recommendation 21:</p> <p>The committee recommends the VEC more widely distribute its how-to-vote card protocol, including displaying the protocol in a prominent location on its website. This will encourage greater awareness in the community of acceptable standards of behaviour at voting centres.</p>	<p>The VEC noted reference to the VEC’s ‘how-to-vote-card protocol’ included in this recommendation and expects that the document being referred to was the VEC’s protocol for party and candidate workers outside election day and early voting centres.</p> <p>The VEC expanded the distribution and publication of this document for the 2018 State election, establishing clear instructions, education and expectations for people outside voting centres. This was also supported by legislative change ahead of the 2018 State election.</p>
<p>Recommendation 22:</p> <p>The committee recommends the VEC provide additional training for political parties and independent candidates regarding the VEC’s how-to-vote card protocol.</p>	<p>The VEC drew attention to its protocol on behaviour at voting centres with political parties and candidates during pre-election briefings and in the relevant handbooks. The VEC also continued to remind registered political parties and candidates of their obligations and expected standards of behaviour during the election period via regular bulletins.</p>
<p>Recommendation 23:</p> <p>The committee recommends the <i>Electoral Act 2002</i> be amended to require independent candidates to lodge a statement of election return with the VEC within 60 days after the election, with the return noting the sources of funding received during the appropriate election campaign.</p>	<p>The <i>Electoral Legislation Amendment Act 2018</i> amended the <i>Electoral Act 2002</i>, introducing new political donation disclosure and electoral funding provisions for all candidates and registered political parties along with other electoral participants.</p>

Appendix 23: Response to 2014 State election VEC recommendations

The VEC raised 11 recommendations in the Report to Parliament on the 2014 Victorian State election. Several of these recommendations are extant from the 2010 State election and were included in the *Electoral Amendment Bill 2014*, which was defeated in Parliament immediately prior to the State election.

VEC Recommendation	Parliament Response
<p>Recommendation 1:</p> <p>That legislation be amended so that the close of rolls occurs three days after the issue of the writ (as per Electoral Amendment Bill 2014).</p>	Not yet addressed.
<p>Recommendation 2:</p> <p>That the <i>Electoral Act 2002</i> (the Act) be amended so that early voting commences at 9.00 am on the third day following the final nomination day (as per Electoral Amendment Bill 2014).</p>	Addressed by the <i>Electoral Legislation Amendment Act 2018</i> . Section 99(1) of the Act amended to allow early voting to begin at 9.00 am on the Monday after final nomination day.
<p>Recommendation 3:</p> <p>That the Act be amended so that an application for a postal vote can be made by electronic means (as per the Electoral Amendment Bill 2014).</p>	Addressed by the <i>Electoral Legislation Amendment Act 2018</i> . Section 101(1) of the Act amended to allow an electronic application for a postal vote.
<p>Recommendation 4:</p> <p>That the Act be amended so that an authorised witness, witnessing a written postal vote application, no longer be required to add the title or capacity in respect of which the authorised witness acts (as per the Electoral Amendment Bill 2014).</p>	Addressed by the <i>Electoral Legislation Amendment Act 2018</i> . Section 102(2)(b) of the Act amended to remove this requirement.
<p>Recommendation 5:</p> <p>That the Act be amended allowing for a combined how-to-vote card covering any combination of electoral districts and regions to be submitted to the VEC for registration (as per the Electoral Amendment Bill 2014).</p>	Addressed by the <i>Electoral Legislation Amendment Act 2018</i> . Section 78(3) of the Act amended to allow combined and multiple how-to-vote cards.
<p>Recommendation 6:</p> <p>That, to avoid confusion, the Parliament amends S.114A (28) (c) of the Act to be consistent with the wording in the <i>Commonwealth Electoral Act 1918</i> and the <i>Local Government Act 1989</i> as follows: “a transfer in accordance with subsection (12)(b) of all the votes of an excluded candidate that were transferred to that candidate from a particular candidate or candidates as the case may be, at a particular transfer value.” (as per the Electoral Amendment Bill 2014).</p>	Addressed by the <i>Electoral Legislation Amendment Act 2018</i> . Section 114A(28) (c) of the Act amended to clarify “that a separate transfer is constituted by a transfer in accordance with subsection 12(b) of all votes of an excluded candidate/s as the case may be, at the particular transfer value”.

VEC Recommendation	Parliament Response
<p>Recommendation 7:</p> <p>That the Act be amended so that political parties seeking registration are given a defined timeline within which to meet the statutory requirements regarding membership.</p>	<p>Addressed by the <i>Electoral Legislation Amendment Act 2018</i>. Section 45(1A) of the Act amended to provide that an application for the registration of a political party cannot be made during the period commencing 115 days before the 2018 general election or 120 days before the day of any other general election.</p>
<p>Recommendation 8:</p> <p>That the Act be amended so that the processing of postal and early votes, in a manner determined by the Commission that does not include the inspection of ballot papers, can commence not earlier than 72 hours before the close of voting on Election Day so that these votes can be included in election night counting and results reporting.</p>	<p>Partially Addressed by the <i>Electoral Legislation Amendment Act 2018</i>. Amendments allow postal votes to be processed in a restricted area from 8.00 am, and early votes from 4.00 pm.</p>
<p>Recommendation 9:</p> <p>That the Act be amended so that a limited category of electors (blind or with low vision, motor impaired, insufficient language or literacy skills, interstate and overseas) be allowed access to a remote voting system where their vote could be cast and transferred electronically subject to regulatory protocols established by the Commission.</p>	<p>Addressed by the <i>Electoral Legislation Amendment Act 2018</i>. Part 6A amended to allow for the provision of electronic assisted voting for a class of electors prescribed in Regulation 47A who otherwise cannot vote without assistance because of blindness or low vision, or a motor impairment. The availability of an internet based voting system has not yet been addressed.</p>
<p>Recommendation 10:</p> <p>That s106(3)(aa) of the Act be extended to allow election officials to inspect the witness date for returned postal vote declarations that are postmarked the Sunday or Monday immediately after Election Day, to determine if the vote is to be accepted.</p>	<p>Not yet addressed</p>
<p>Recommendation 11:</p> <p>That the Act be amended so that only the Electoral Commission can distribute postal vote applications.</p>	<p>Whilst the Act was amended it still allows parties to distribute PVAs.</p>

Appendix 24: Electoral pendulums

The following tables have been sourced from the ABC and are based on independent analysis. The *2018 Victorian Election Electorate List* displays the margins by which each Legislative Assembly seat is currently held. The margins are based on the winning party in each electorate at the 2014 election. These do not count Morwell and Melton as independent seats. For Northcote, the results of the November 2017 by-election have been used.

2018 Victorian Election Electorate List

Electorate	Party	% Margin
Albert Park	ALP	3.0
Altona	ALP	12.6
Bass	LIB	4.6
Bayswater	LIB	4.6
Bellarine	ALP	4.8
Benambra	LIB	9.7
Bendigo East	ALP	5.0
Bendigo West	ALP	12.2
Bentleigh	ALP	0.8
Box Hill	LIB	5.7
Brighton	LIB	9.8
Broadmeadows	ALP	27.8
Brunswick (v GRN)	ALP	2.2
Bulleen	LIB	10.6
Bundoora	ALP	12.2
Buninyong	ALP	6.4
Burwood	LIB	3.2
Carrum	ALP	0.7
Caulfield	LIB	4.9
Clarinda	ALP	15.8
Cranbourne	ALP	2.3
Croydon	LIB	9.3
Dandenong	ALP	12.9
Eildon	LIB	3.8
Eltham	ALP	2.7
Essendon	ALP	8.7
Euroa	NAT	14.5
Evelyn	LIB	9.6
Ferntree Gully	LIB	7.7
Footscray	ALP	14.5
Forest Hill	LIB	4.8
Frankston	ALP	0.5
Geelong	ALP	6.0
Gembrook	LIB	9.0
Gippsland East	NAT	17.9

Electorate	Party	% Margin
Gippsland South	NAT	15.7
Hastings	LIB	7.6
Hawthorn	LIB	8.6
Ivanhoe	ALP	3.4
Kew	LIB	10.6
Keysborough	ALP	11.9
Kororoit	ALP	20.0
Lara	ALP	17.2
Lowan	NAT	21.3
Macedon	ALP	3.8
Malvern	LIB	16.3
Melbourne (v ALP)	GRN	2.4
Melton	ALP	11.2
Mildura	NAT	20.2
Mill Park	ALP	19.9
Monbulk	ALP	5.0
Mordialloc	ALP	2.1
Mornington	LIB	12.6
Morwell	NAT	1.8
Mount Waverley	LIB	4.6
Mulgrave	ALP	4.5
Murray Plains	NAT	22.4
Narracan	LIB	11.3
Narre Warren North	ALP	4.6
Narre Warren South	ALP	5.5
Nepean	LIB	7.6
Niddrie	ALP	7.7
Northcote (by-elec v ALP)	GRN	5.6
Oakleigh	ALP	8.2
Ovens Valley	NAT	16.6
Pascoe Vale	ALP	16.8
Polwarth	LIB	10.6
Prahran (v LIB)	GRN	0.4
Preston	ALP	24.7
Richmond (v GRN)	ALP	1.9

Electorate	Party	% Margin
Ringwood	LIB	5.1
Ripon	LIB	0.8
Rowville	LIB	8.4
Sandringham	LIB	7.3
Shepparton (v NAT)	IND	2.6
South Barwon	LIB	2.9
South-West Coast	LIB	11.0
St Albans	ALP	17.5
Sunbury	ALP	4.3
Sydenham	ALP	16.3
Tarneit	ALP	14.6
Thomastown	ALP	28.4
Warrandyte	LIB	11.6
Wendouree	ALP	5.8
Werribee	ALP	15.3
Williamstown	ALP	16.5
Yan Yean	ALP	3.7
Yuroke	ALP	18.5

The 2018 Victorian Electoral Pendulum displays the estimated percentage swing required for each Legislative Assembly seat to change hands. The margins are based on the winning party in each electorate at the 2014 election. These do not count Morwell and Melton as independent seats. For Northcote, the results of the November 2017 by-election have been used.

2018 Victorian Election Pendulum

Electorate	% Margin
Labor (46)	
Frankston	0.5%
Carrum	0.7%
Bentleigh	0.8%
Richmond (v GRN)	1.9%
Mordialloc	2.1%
Brunswick (v GRN)	2.2%
Cranbourne	2.3%
Eltham	2.7%
Albert Park	3.0%
Ivanhoe	3.4%
Yan Yean	3.7%
Macedon	3.8%
Sunbury	4.3%
Mulgrave	4.5%
Narre Warren North	4.6%
Bellarine	4.8%
Bendigo East	5.0%
Monbulk	5.0%
Narre Warren South	5.5%
Wendouree	5.8%
Geelong	6.0%
Buninyong	6.4%
Niddrie	7.7%
Oakleigh	8.2%
Essendon	8.7%
Melton	11.2%
Keysborough	11.9%
Bendigo West	12.2%
Bundoora	12.2%
Altona	12.6%
Dandenong	12.9%
Footscray	14.5%
Tarneit	14.6%
Werribee	15.3%
Clarinda	15.8%
Sydenham	16.3%
Williamstown	16.5%

Electorate	% Margin
Pascoe Vale	16.8%
Lara	17.2%
St Albans	17.5%
Yuroke	18.5%
Mill Park	19.9%
Kororoit	20.0%
Preston	24.7%
Broadmeadows	27.8%
Thomastown	28.4%
Liberal (30) / National (8)	
Ripon	0.8%
Morwell (NAT)	1.8%
South Barwon	2.9%
Burwood	3.2%
Eildon	3.8%
Bass	4.6%
Bayswater	4.6%
Mount Waverley	4.6%
Forest Hill	4.8%
Caulfield	4.9%
Ringwood	5.1%
Box Hill	5.7%
Sandringham	7.3%
Hastings	7.6%
Nepean	7.6%
Ferntree Gully	7.7%
Rowville	8.4%
Hawthorn	8.6%
Gembrook	9.0%
Croydon	9.3%
Evelyn	9.6%
Benambra	9.7%
Brighton	9.8%
Bulleen	10.6%
Kew	10.6%
Polwarth	10.6%
South-West Coast	11.0%
Narracan	11.3%

17 Appendices

Electorate	% Margin
Warrandyte	11.6%
Mornington	12.6%
Euroa (NAT)	14.5%
Gippsland South (NAT)	15.7%
Malvern	16.3%
Ovens Valley (NAT)	16.6%
Gippsland East (NAT)	17.9%
Mildura (NAT)	20.2%
Lowan (NAT)	21.3%
Murray Plains (NAT)	22.4%
Greens (3) / Independent (1)	
Prahran (GRN v LIB)	0.4%
Melbourne (GRN v ALP)	2.4%
Shepparton (IND v NAT)	2.6%
Northcote (GRN v ALP)	5.6%

Appendix 25: Party candidates contesting State elections

Party	2018 election			2014 election
	Legislative Assembly	Legislative Council	Total	Total
Animal Justice Party	43	17	60	25
Aussie Battler Party	3	16	19	-
Australian Christians	-	-	-	44
Australian Country Alliance/ Australian Country Party	2	16	18	52
Australian Cyclists Party	-	-	-	17
Australian Greens	88	40	128	128
Australian Labor Party	88	40	128	126
Australian Liberty Alliance	1	16	17	-
Democratic Labour Party	23	16	39	21
Derryn Hinch's Justice Party	6	16	22	-
Family First	-	-	-	55
Health Australia Party	0	16	16	-
Hudson for Northern Victoria	0	16	16	-
Liberal Party	80	34	114	114
Liberal Democratic Party	4	17	21	16
The Nationals	10	6	16	18
Palmer United Party	-	-	-	20
People Power Victoria – No Smart Meters	-	-	-	21
Rise Up Australia Party	-	-	-	48
Sex Party/Fiona Patten's Reason Party	10	19	29	25
Shooters and Fishers Party/Shooters, Fishers and Farmers Party	8	16	24	19
Socialist Alliance	-	-	-	2
Sustainable Australia	11	16	27	-
The Basics Rock'n'Roll Party	-	-	-	3
Transport Matters Party	10	19	29	-
Victorian Socialists	18	17	35	-
Voice for the West	-	-	-	21
Voluntary Euthanasia Party	0	16	16	10
Vote 1 Local Jobs	0	2	2	4
Independent	102	9	111	107
Total	507	380	887	896 (LA: 545 LC: 351)

